

Convenor – Central Bank Of India



ANNUAL CREDIT PLAN

Madhya Pradesh
2025-26

Executive Summary
State Level Bankers Committee, Madhya Pradesh

मनीष रस्तोगी
अपर मुख्य सचिव
Manish Rastogi
Additional Chief Secretary



मध्य प्रदेश शासन
वित्त विभाग
वल्लभ भवन, भोपाल (म.प्र.) 462004
Government of Madhya Pradesh
Finance Department
Vallabh Bhawan, Bhopal (M.P.) 462004



Message

Banks continue to play a pivotal role in accelerating inclusive and sustainable economic growth through credit intermediation. The Annual Credit Plan 2025-26 of Madhya Pradesh, prepared by the State Level Bankers' Committee (SLBC), is a reflection of the commitment of banks towards enabling credit access across key sectors of the economy.

It gives me immense pleasure to note that SLBC has formulated the Annual Credit Plan for the financial year 2025-26 with a projected credit outlay of Rs. 4,19,110 crore. A significant priority has again been accorded to the Agriculture and MSME sectors, which are crucial pillars of the State's economy. Of the total outlay, Rs.1,46,034 crore has been earmarked for Agriculture and Rs. 1,33,971 crore for MSMEs, together constituting around 67% of the total plan. These allocations are aimed at enhancing productivity, promoting livelihood opportunities, and fostering entrepreneurship in both rural and urban areas.

This year's ACP also aligns well with the developmental agenda of the State Government, with focused credit delivery in sectors such as Export Credit, Housing, Education, Social Infrastructure, and Renewable Energy. These interventions are expected to yield high developmental impact and contribute to the vision of a self-reliant Madhya Pradesh.

I appreciate the dedicated efforts of SLBC and the Directorate of Institutional Finance in preparing this comprehensive plan in coordination with various stakeholders. I am confident that this plan will serve as an effective instrument in advancing equitable growth and achieving the development goals of the State.

I extend my best wishes for the successful implementation of the Annual Credit Plan 2025-26.

(Manish Rastogi)

सी. सरस्वती

मुख्य महाप्रबंधक

Chief General Manager



Message



I am glad to note that the State Level Bankers' Committee (SLBC) is bringing out the Annual Credit Plan (ACP) 2025-26 for Madhya Pradesh. The ACP continues to play a pivotal role in translating developmental priorities into targeted financial interventions, ensuring that credit reaches the sectors and regions where it is most needed.

The credit planning process in the State is backed by rigorous groundwork beginning with district-level Potential Linked Credit Plans (PLPs) prepared by NABARD. These PLPs, which consider the local potential, infrastructure availability, and policy framework, are synthesized into the State Focus Paper and serve as the bedrock for the ACP. This integrated and participatory approach enables the formulation of realistic, area-specific and sectoral balanced credit projections.

The envisaged credit disbursement of ₹ 4,19,110 crore with ₹ 2,93,744 crore earmarked for priority sector lending, reflects the collective vision of the banking community to fuel growth in agriculture, MSMEs, rural infrastructure, and other critical segments. The emphasis on rural credit, particularly long-term investment credit, will be instrumental in fostering asset creation, employment and overall economic resilience in rural areas.

As we move into the implementation phase, I urge all banks to approach this plan with both commitment and creativity. Enhancing credit penetration in underserved districts, scaling up term lending in agriculture, and supporting rural entrepreneurship should remain priority areas. By doing so, we not only meet targets but also contribute meaningfully to improving livelihoods and fostering inclusive growth.

I commend the SLBC, and all stakeholders involved in the preparation of the ACP for their dedication and coordinated efforts. NABARD reaffirms its support in realising the vision set out in this credit plan. Together, let us work towards a vibrant and self-reliant rural Madhya Pradesh.

C Saraswathi

Chief General Manager

NABARD, Madhya Pradesh Regional Office

राष्ट्रीय कृषि और ग्रामीण विकास बैंक

National Bank for Agriculture and Rural Development

मध्यप्रदेश क्षेत्रीय कार्यालय, ई-5, अररा कॉलोनी, भोपाल-462016 टेली : +91 755-2464775 फैक्स : +91 755-2466188 ई-मेल: bhopal@nabard.org
Madhya Pradesh Regional Office, E-5, Arera Colony, Bhopal-462016 Tel. : +91 755-2464775 Fax : +91 755-2466188 E-mail : bhopal@nabard.org

Preface



राज्य स्तरीय बैंकर्स समिति, मध्यप्रदेश STATE LEVEL BANKER'S COMMITTEE, MADHYA PRADESH

तरसेम सिंह जीरा

अंचल प्रमुख/समन्वयक

TARSEM SINGH ZIRA

ZONAL HEAD/CONVENOR



It is a matter of immense satisfaction to present the **Annual Credit Plan (ACP) for the Financial Year 2025–26**, a unified and strategic consolidation of district-level credit plans from all 55 districts of Madhya Pradesh. This document stands as a testament to our collective resolve to harness the potential of institutional credit to drive inclusive, region-specific development in line with the priorities set forth by the State Government.

For FY 2025–26, a total credit outlay of Rs 4,19,110 crore has been envisioned, with a continued emphasis on Priority Sector Lending, forming a substantial portion of the plan. This approach ensures that the needs of core economic sectors such as agriculture, MSMEs, renewable energy, education, housing, and infrastructure are addressed through targeted and timely credit interventions.

Recognizing the transformative role of Micro, Small, and Medium Enterprises (MSMEs) in generating employment and entrepreneurship, we have significantly enhanced the credit flow targets to this vital sector. The plan also outlines dedicated allocations to support innovation, green energy adoption, digital infrastructure, and financial inclusion initiatives in the state.

This ACP is not just a document, it is a development blueprint backed by data, collaboration, and intent. It reflects the efforts of all stakeholders, Banks, NABARD, LDMs, government agencies, and financial institutions—in converging their strategies for measurable rural and urban impact.

I extend my heartfelt gratitude to the Government of Madhya Pradesh, RBI, NABARD, LDMs, and all participating banks for their unwavering support and active collaboration. I am confident that the ACP 2025–26 will serve as a robust guide for ensuring timely and adequate credit delivery at the grassroots level and act as a catalyst in accelerating the state's journey towards inclusive growth and self-reliance.

Let us reaffirm our shared commitment to making Madhya Pradesh a model of credit-led development.

Bhopal

June 21, 2025

Convenor - SLBC

आंचलिक कार्यालय : 9 अरेरा हिल्स, जेल रोड, भोपाल-462011

टेलीफोन : 0755-2674022

ई-मेल : zmbhopzo@centralbank.co.in

Zonal Office : 9 Arera Hills, Jail Road, Bhopal-462011

Telephone : 0755-2674022

Email : zmbhopzo@centralbank.co.in

Website : www.slbcmadhyapradesh.in

SLBC TOLL-FREE NO. 800 233 4035

Table of **CONTENTS**

Annual Credit Plan 2025-26

01. Highlights of Annual Credit Plan 2025-26	1
02. Agency wise ACP Target	3
03. ACP vis-à-vis NABARD PLP	4
04. Annual Credit Plan Comparison	5
05. ACP Achievement, Target and disbursements	6

Key Banking Parameters of Madhya Pradesh

06. Key Banking Parameters- At a glance	7
07. Highlights of Banking developments FY 2024-25	8
08. Credit Deposit Ratio	10

In Focus

09. Madhya Pradesh Budget 2025-26	13
-----------------------------------	----

About Madhya Pradesh

10. About Madhya Pradesh	14
11. Important Facts of Madhya Pradesh	16
12. Economy	17

Data TABLE

Annual Credit Plan Target 2025-26

01. Bank-wise ACP (Agriculture)	23
02. Bank-wise ACP (MSME)	24
03. Bank-wise ACP (Export Credit, Education, Housing & Social Infra)	25
04. Bank-wise ACP (Renewable Energy, OPS, Total Priority Sector & Weaker Section)	26
05. Bank-wise ACP (Non- Priority Sector)	27
06. District-wise ACP (Agriculture)	28
07. District-wise ACP (MSME)	29
08. District-wise ACP (Export Credit, Education, Housing & Social Infra)	30
09. District-wise ACP (Renewable Energy, OPS, Total Priority Sector & Weaker Section)	31
10. District-wise ACP (Non- Priority Sector)	32
11. Block-wise ACP (Agriculture)	33
12. Block-wise ACP (MSME)	40
13. Block-wise ACP (Export Credit, Education, Housing & Social Infrastructure)	46
14. Block-wise ACP (Renewable Energy, OPS, Total Priority Sector & Weaker Section)	53
15. Block-wise ACP (Non-Priority Sector)	61


Annexure

District-wise Approved ACP 2025-26	68
------------------------------------	----

ANNUAL CREDIT PLAN 2025 - 26

Highlights

Sr.	Sector	No. of A/cs	Amount	% Share to total credit plan outlay
1	Farm Credit	84,72,117	1,20,931	28.85
1a	Out of Farm Credit Crop Loans	59,00,510	87,570	20.89
1b	Agriculture Term Loan	25,71,607	33,360	7.96
2	Agriculture Infrastructure	6,774	1,726	0.41
3	Ancillary Activities	77,379	23,377	5.58
4	Total Agriculture (1+2+3)	85,56,270	1,46,034	34.84
5	MSME (5a+5b+5c+5d+5e)	9,83,109	1,33,971	31.97
5a	Micro Enterprises	9,23,849	65,641	15.66
5b	Small Enterprises	45,755	44,334	10.58
5c	Medium Enterprises	9,122	23,315	5.56
5d	KVIC	3,859	165	0.04
5e	Other under MSME	524	516	0.12
6	Export Credit	71	251	0.06
7	Education	34,454	577	0.14
8	Housing	1,23,159	8,196	1.96
9	Social Infrastructure	830	142	0.03
10	Renewal Energy	1,230	186	0.04
11	Other Priority Sector	4,85,921	4,386	1.05
12	Total Priority Sector	1,01,85,044	2,93,744	70.09
13	Non-Priority Sector	25,32,903	1,25,366	29.91
14	Total Credit Plan	1,27,17,947	4,19,110	100
15	Weaker Section	46,87,416	63,967	15.26



Annual Credit Plan for Madhya Pradesh has been drawn with an outlay of Rs.4.19 lakh crores for the financial year 2025-26. This is aggregation of the approved credit plan of all the 55 districts. A bottom-up approach is adopted in preparing the ACP, keeping in view of disbursement trends and growth pattern of the banks in past few years. ACP is also aligned with the Potential Credit Plan of NABARD, actual credit requirements of the various sector and potential identified in respect of Government Sponsored Scheme.

Priority Sector lending targets have been fixed at Rs.2,93,744 crore having significant share of Rs.1,46,034 crores as Agriculture Credit & Rs.1,33,970 Crore for MSMEs.



Madhya Pradesh is an agrarian state, hence target under Agriculture has been fixed at Rs. 1,46,034 Crore which accounts for 34.84 % of the total credit outlay.

Micro, Small and Medium Enterprises (MSMEs) are considered to be the backbone of the economy and it plays a pivotal role in nation growth. MSMEs employ lakhs of unskilled and semi-skilled individuals. The potential assessed for MSMEs is increasing year on year and this year target of Rs.1,33,970 crores has been fixed which accounts for 31.97 % of the total outlay.

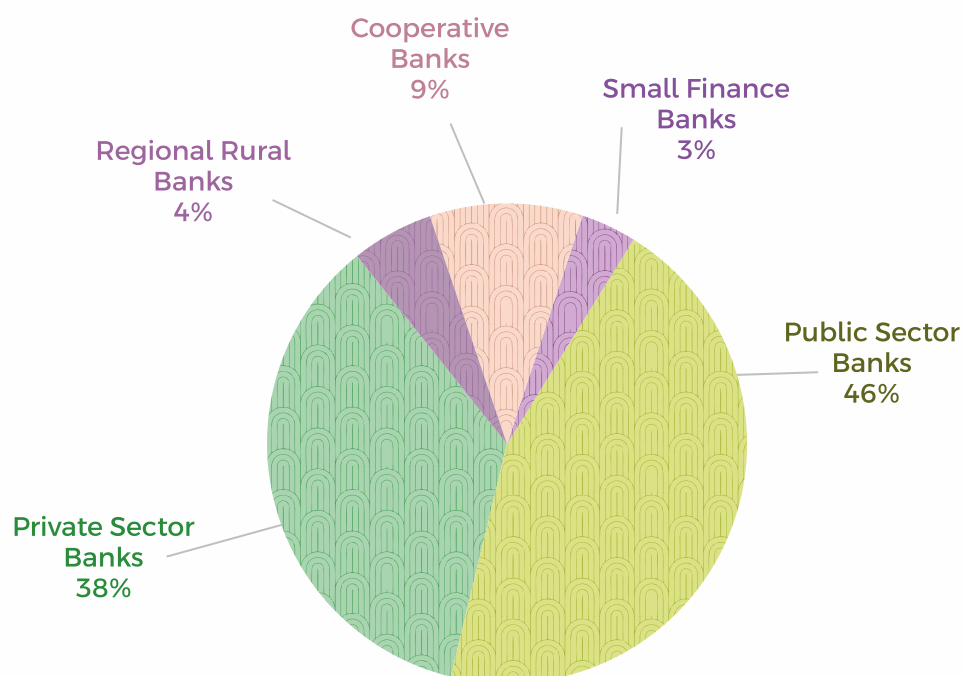


AGENCY WISE ACP TARGET

amt. in crore (FY 2025-26)

Sr.	Banks	Agriculture		Crop Loans		MSME		Priority Sector	
		Target	Allotment %	Target	Allotment %	Target	Allotment %	Target	Allotment %
1	Public Sector Banks	62,273	42.64	39,567	45.18	58,564	43.71	1,26,573	43.09
2	Private Sector Banks	41,123	28.16	12,145	13.87	67,873	50.66	1,13,447	38.62
3	Commercial Banks (PSBs+PVTs)	1,03,396	70.80	51,712	59.05	1,26,438	94.38	2,40,020	81.71
4	Regional Rural Banks	9,472	6.49	8,140	9.30	2747.48	2.05	13,929	4.74
5	Cooperative Banks	29,717	20.35	27,546	31.46	1127.91	0.84	31,294	10.65
6	Small Finance Banks	3,449	2.36	172.59	0.20	3,658	2.73	8,502	2.89
7	Total	1,46,034	100	87,570	100	1,33,971	100	2,93,744	100

ACP Allotment% of Total Plan



PLP OF NABARD & ACP

2025 - 26

Sr.	Sector	PLP NABARD	Total Credit Plan 2025-26	ACP % of PLP
A	Farm Credit	163225	120931	74.09
1	Crop Loans (out of Farm Credit)	107857	87570	81.19
2	Term Loan	55368	33360	60.25
B	Agriculture Infrastructure	7430	1726	23.24
C	Ancillary Activities	9187	23377	254.46
I	Agriculture	179843	146034	81.20
II	MSMEs	115714	133971	115.78
III	Export Credit	2184	251	11.48
IV	Education	1531	577	37.71
V	Housing	7700	8196	106.45
VI	Social Infrastructure	2350	142	6.04
VII	Renewable Energy	1011	186	18.40
VIII	Others	3452	4386	127.05
Total Priority		313786	293744	93.61



- The National Bank for Agriculture and Rural Development (NABARD) as an apex Developmental Financial Institution for fostering rural prosperity, releases State Focus Paper (SFP) every year. SFP is an aggregation of district level Potential Linked Credit Plans (PLPs) prepared keeping in view the sectoral specific potential available in the district.
- NABARD has projected Rs.3,13,786 crore as Potential Linked Credit Plan (PLP) for the 2025-26 for the State of Madhya Pradesh under priority sector.
- Banks have assessed the Credit Plan for the year 2025-26 under priority sector is Rs.2,93,744 crore comprises 93.61% of PLP.
- Against the PLP of Rs. 1,79,843 Crore under agriculture sector, credit provision of Rs. 1,46,034 crore have been made in ACP.
- Provision of Rs. 1,33,971 crore have been made by banks for MSMEs against the PLP of Rs. 1,15,714 crore which is 115.78 % of PLP. The ambitious target has been set keeping in view of good opportunity in the MSME sector in the state.

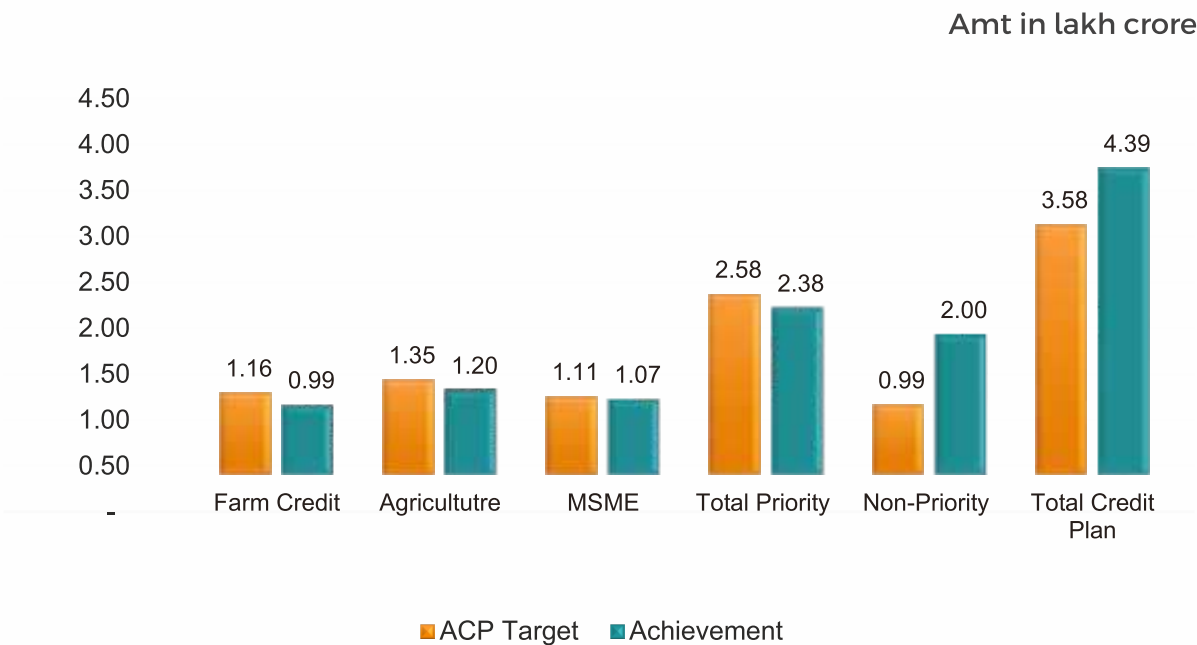
ANNUAL CREDIT PLAN Comparison

Amount in crore

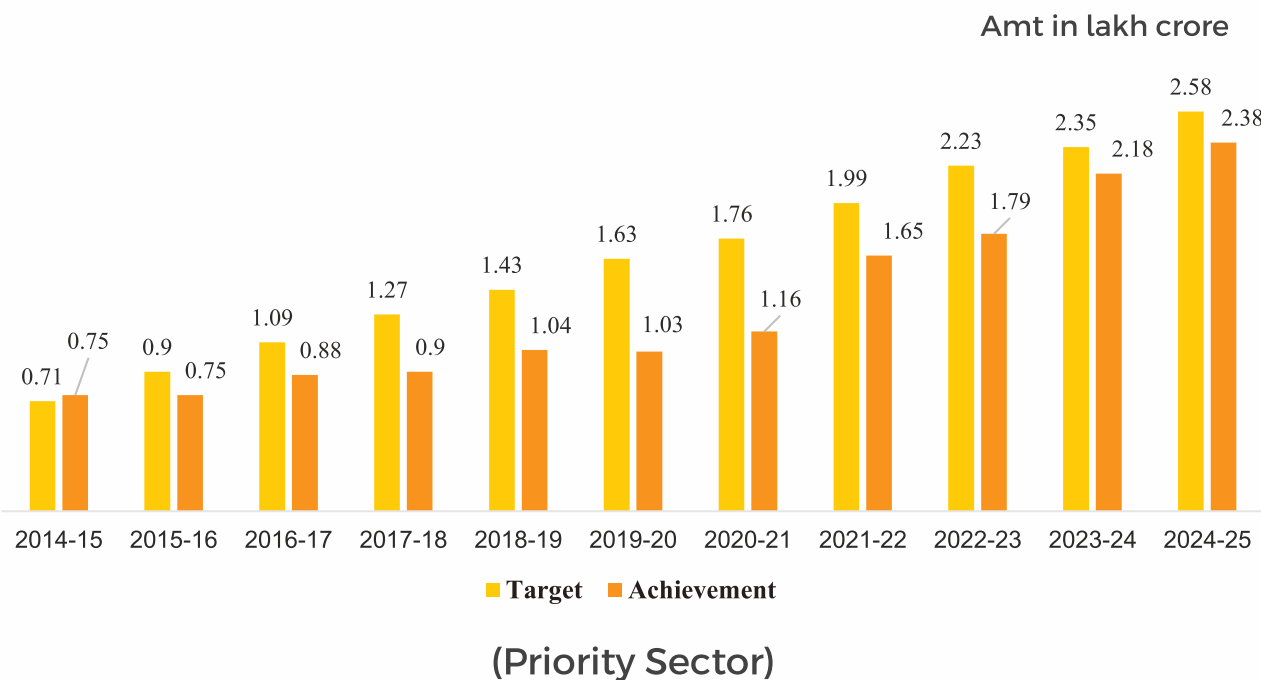
Sr.	Sector	ACP Disbursements				ACP achievement % 2024-25	ACP 2025-26
		2024-25	2022-23	2023-24	2024-25		
1	Farm Credit	116682	80870	89920	99118	84.9	120931
1a	Out of Farm Credit Crop loans	80872	57954	63730	71519	88.4	87570
1b	Agriculture Term Loan	35810	22916	26190	27599	77.1	33360
2	Agriculture Infrastructure	1680	1671	1006	1143	68.1	1726
3	Ancillary Activities	17098	11653	16331	20061	117.3	23377
4	Total Agriculture	135460	94194	107257	120322	88.8	146034
5	MSME	111067	74814	99884	107142	96.5	133971
6	Education	432	81	408	484	112.0	577
7	Housing	5997	5092	5447	5363	89.4	8196
8	Export Credit	468	427	399	223	47.6	251
9	Social Infrastructure	213	300	101	129	60.5	142
10	Renewable Energy	84	2	1	162	192.9	186
11	Other Priority	5258	4564	4979	4730	90.0	4386
12	Total Priority Sector	258979	179474	218476	238554	92.1	293744
13	Non-Priority Sector	99646	167574	177181	200767	201.5	125366
14	Total Credit Plan	358625	347048	395657	439321	122.5	419110

Annual Credit Plan under Priority sector for FY 2024-25 is 10 % more compared to previous year.

ACP achievement under major parameters during FY 2024-25



ACP target and disbursements over last 10 years under priority sector.



Amount in crore

Sr.	Parameters	Outstanding			Y-o-Y Variation		Y-o-Y Variation %	
		Mar'23	Mar'24	Mar'25	Mar'24	Mar'25	Mar'24	Mar'25
1	Total number of Branches	8,319	8,464	8,775	145	311	1.74	3.72
2	Total number of ATMs	9,294	9,156	8,882	-138	-274	-1.48	-2.99
3	Total Deposits	5,84,111	6,56,101	7,14,336	71,990	58,235	12.32	8.88
4	Total Advances	4,55,195	5,29,951	5,96,554	74,756	66,603	16.42	12.57
5	Credit Deposit Ratio	77.93	80.77	83.51	-	-	2.84	2.74
6	Total Business	10,39,306	11,86,052	13,10,890	1,46,746	1,24,838	14.12	10.53
7	Agriculture	1,43,712	1,63,077	1,78,745	19,365	15,668	13.47	9.61
8	Crop Loans out of total Agriculture	1,04,359	1,08,493	1,13,779	4,134	5,286	3.96	4.87
9	% of Agriculture credit to total credit	31.57	30.77	29.96	-	-	-0.80	-0.81
10	MSME	88,467	1,06,612	1,20,082	18,145	13,470	20.51	12.63
11	Education	2,881	3,629	4,180	748	551	25.96	15.18
12	Housing	56,703	72,255	81,709	15,552	9,454	27.43	13.08
13	Social Infrastructure	382	193	121	-189	-72	-49.48	-37.31
14	Renewable Energy	38	27	170	-11	143	-28.95	529.63
15	Others	4,764	5,109	6,616	345	1,507	7.24	29.50
16	Priority Sector Advances	2,69,665	3,12,671	3,43,705	43,006	31,034	15.95	9.93
17	% of Priority Sector advances to total credit	59.24	59.00	57.62	-	-	-0.24	-1.38
18	Non-Priority Sector Advances	1,85,530	2,17,280	2,52,680	31,750	35,400	17.11	16.29
19	Total NPA	32,604	35,639	37,130	3,035	1,491	9.31	4.18
20	NPA % of total credit	7.16	6.72	6.22	-	-	-0.44	-0.50

Total business of the Banks increased to Rs. 13, 10,890 Crore in March 2025 from Rs.11, 86,052 Crore in the previous year. On year-on-year (y-o-y) basis, banks business increased by 10.53 % in March 2025 as compared to 14.12 % in March 2024. In absolute terms, the total business of banks increased by Rs. 1,24,838 crores during the FY 2024-25.

Aggregate deposit of banks increased by Rs. 58,235 crores during year ended FY 2024-25 and stood at Rs. 7,14,336 crores. The y-o-y growth in aggregate deposits is mere 8.88% in March 2025 as compared to increase of 12.32% last year. The major share of deposits is with Public Sector Banks (68.20 %) and Private Banks (20.24 %). Also out of total 55 districts, 51.41 % of deposits are concentrated in only 5 districts i.e. Bhopal, Indore, Jabalpur, Gwalior and Ujjain.

Highlights of Banking Development 2024 - 25

Gross credit of the banks increased to Rs.5, 96,554 crore in March 2025, which was Rs. 5,29,951 Crore as of March 2024, registering y-o-y growth of 12.57 % as compared to 16.42 % in March 2024. Moderate demand for corporate loans, Agriculture, MSME, Housing, Education and Vehicle/Personal Loan played a key role in boosting credit.

Gross NPA of banks increased by Rs. 1,491 crores during FY 2024-25 from Rs. 35,639 crores in March 2024 to Rs. 37,130 crores as of March 2025. However, NPA percentage reduced to 6.22 % of total credit in March 2025 from 6.72 % the previous year.

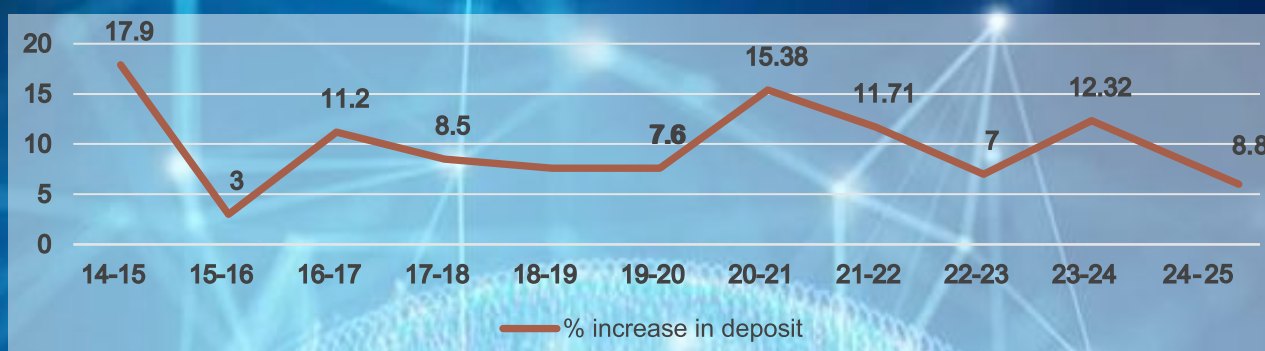
Agriculture credit increased by 9.61 % y-o-y to Rs.1,78,745 Crore in March 2025 from Rs. 1,63,077 crore corresponding previous year. Agriculture credit constitutes 29.96 % of the total credit and 52 % of total priority sector portfolio as on March 2025.



Advances to MSMEs also increased by 12.63 % y-o-y to Rs. 1, 20,082 crores in March 2025 from Rs. 1,06,612 crores in March 2024. Out of this share of micro credit is 11.81%. Credit to MSMEs constitutes 20.12 % of the total credit and 34.93 % of total priority sector portfolio as on March 2025.

The Credit-Deposit (C-D) Ratio of the state increased to 83.51 % at the end of March 2025 from 80.77 % previous year in March 2024. However, the actual CD ratio stood at 87.22 % after including credit of Rs. 26,513 crores as per "place of utilisation norm" of RBI.

% increase in deposits (y-o-y)



Top 10 Banks in M.P.

10 Bank namely State Bank of India, HDFC Bank, DCCBs & Apex Bank, Bank of India, Punjab National Bank, ICICI Bank, Central Bank of India, Union Bank of India, Bank of Baroda and Axis Bank accounted for over two- thirds of total business as of March 2025. Of which, around 1/3th of the business is with SBI.

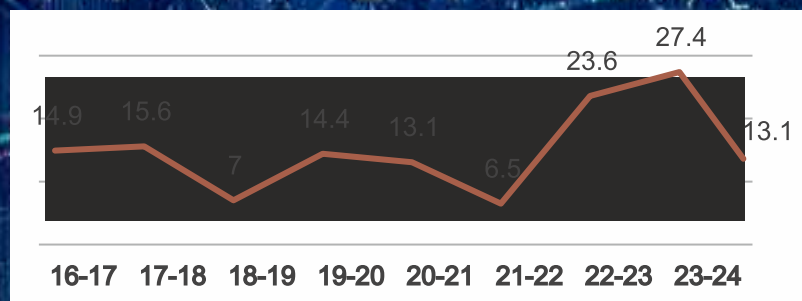
Total Business

■ Amount in Cr

State Bank of India	323099
HDFC Bank	117767
DCCBs & Apex Bank	84801
Bank of India	79904
Punjab National Bank	77824
ICICI Bank	73543
Central Bank of India	70334
Union Bank of India	49845
Bank of Baroda	49845
Axis Bank	46365

- **Banking Network-** Banks in Madhya Pradesh have a network of 8,775 branches spanning 33 %, 31% and 36 % in rural, semi-urban and urban/metropolitan areas respectively with 8,882 ATMs as on March 31, 2025. The number of bank branches increased by 311 during FY 2024-25, however the number of ATMs decreased by 274.
- **Housing Loan-** Housing loan portfolio of banks increased by Rs. 9,454 crores during FY 2024-25 from Rs. 72,255 crores in March 2024 to Rs. 81,709 crores as of March 2025 registering y-o-y growth of 13.08 % as compared to 27.43 % in March 2024. The exceptional growth in housing loan portfolio during FY 2023-24 was registered due to merger of HDFC Finance Ltd. in to HDFC Bank.

% increase in Housing Loan (y-o-y)



Education Loan

Education Loan- Portfolio under education loan increased to Rs.4,180 crore in March 2025 which was Rs. 3,629 crore as of March 2024, registering y-o-y growth of 15.18 % as compared to 25.96 % in March 2024. There's a growing awareness of the importance of higher education for better career prospects and earning potential.

Priority Sector

Priority Sector- Priority sector advances increased by 9.93 % in March 2025 as compared to an increase of 15.95% in March 2024. The outstanding under priority sector grew to Rs.3.43 lakh crore at the end of March 2025 from Rs.3.12 lakh crore previous year.

CREDIT DEPOSIT RATIO

Agency – Wise CD Ratio

Amount in crore

Sr.	Indicator	Mar-23	Mar-24	Mar-25	Y-o-Y variation		Y-o-Y variation %	
					Mar-24	Mar-25	Mar-24	Mar-25
	All Banks							
1	Deposit	5,84,111	6,56,101	7,14,336	71990	58235	12.32	8.88
2	Credit	4,55,195	5,29,951	5,96,554	74756	66603	16.42	12.57
3	CD Ratio	77.93	80.77	83.51	2.84	2.74	2.84	2.74
	Commercial Banks							
4	Deposit	5,15,034	5,80,898	6,31,796	65864	50898	12.79	8.76
5	Credit	3,81,029	4,48,896	5,09,410	67867	60514	17.81	13.48
6	CD Ratio	73.98	77.28	80.63	3.30	3.35	3.30	3.35
	Regional Rural Banks							
7	Deposit	27940	30262	32207	2322	1945	8.31	6.43
8	Credit	17851	20197	21934	2346	1737	13.14	8.60
9	CD Ratio	63.89	66.74	68.10	2.85	1.36	2.85	1.36
	Cooperative Banks							
10	Deposit	35357	36960	40408	1603	3448	4.53	9.33
11	Credit	41195	42863	44392	1668	1529	4.05	3.57
12	CD Ratio	116.51	115.97	109.86	(0.54)	(6.11)	(0.54)	(6.11)
	Small Finance Banks							
13	Deposit	5540	7105	8447	1565	1342	28.25	18.89
14	Credit	15118	17994	20816	2876	2822	19.02	15.68
15	CD Ratio	272.89	253.26	246.43	(19.63)	(6.83)	(19.63)	(6.83)



Centre - wise CD Ratio

Amount in crore

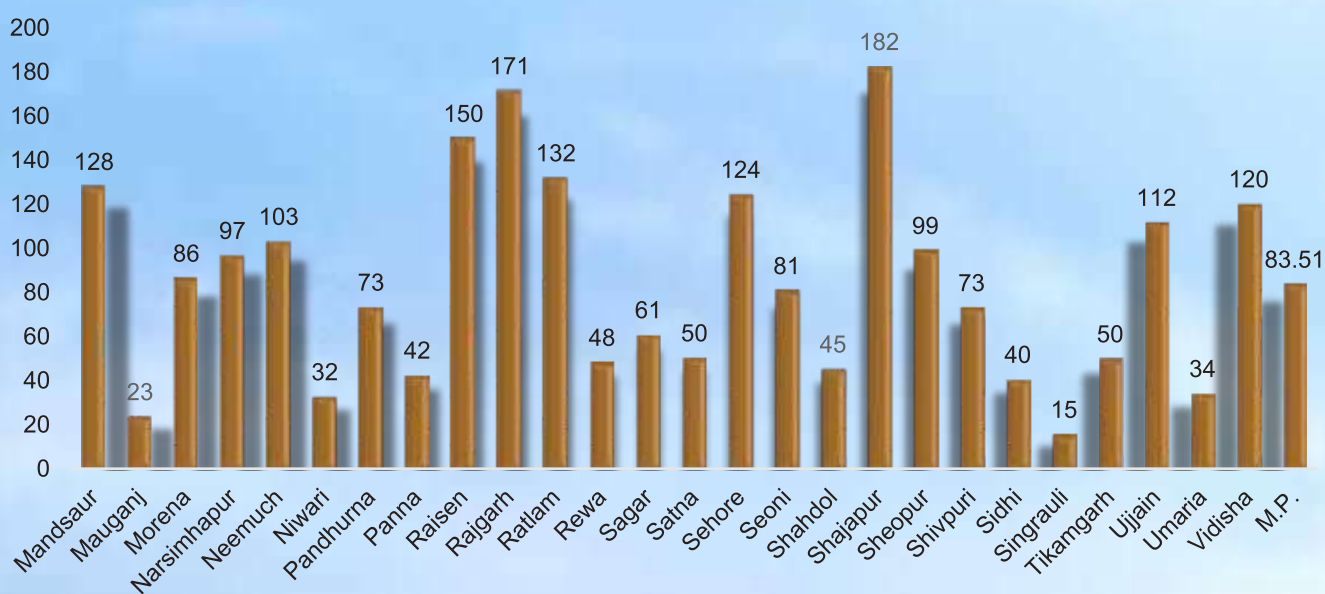
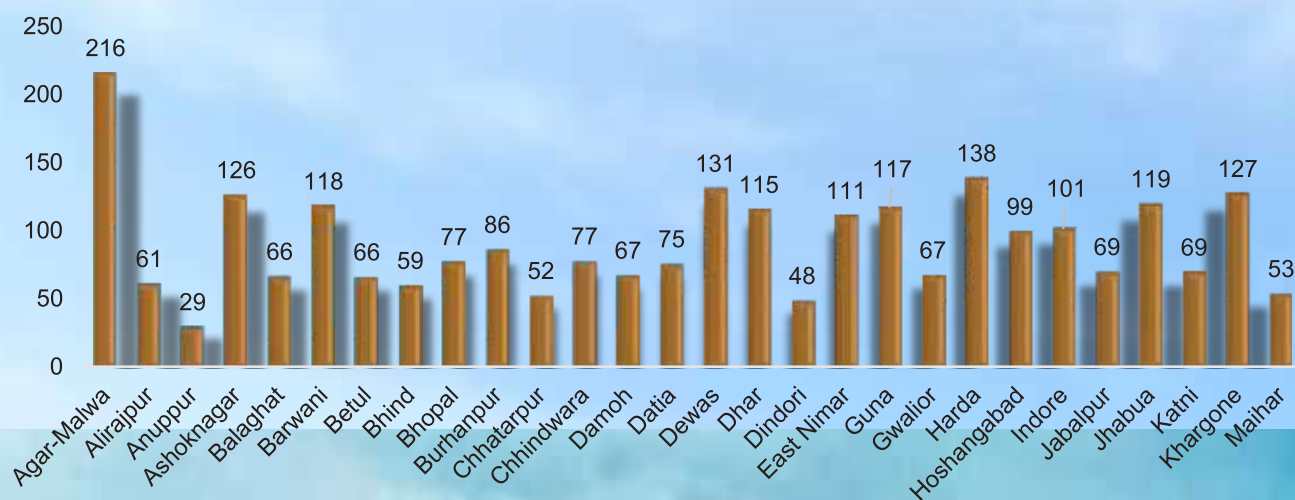
Sr.	Indicators	Amount in crore			Y-o-Y variation		Y-o-Y variation %	
		Mar-23	Mar-24	Mar-25	Mar-24	Mar-25	Mar-24	Mar-25
1	Deposits	5,84,109	6,56,101	7,14,336	71,992	58,235	12.3	8.9
2	Rural	78,515	83,072	87,996	4,557	4,924	5.8	5.9
3	Semi Urban	1,25,965	1,40,261	1,51,835	14,296	11,574	11.3	8.3
4	Urban	3,79,629	4,32,768	4,74,505	53,139	41,737	14.0	9.6
5	Credit	4,55,194	5,29,950	5,96,554	74,756	66,604	16.4	12.6
6	Rural	71,919	72,846	93,422	927	20,576	1.3	28.2
7	Semi Urban	1,08,786	1,18,576	1,36,005	9,790	17,429	9.0	14.7
8	Urban	2,74,489	3,38,528	3,67,127	64,039	28,599	23.3	8.4
Credit Deposit Ratio								
9	MP State	77.93	80.77	83.51	3	3	3	3
10	Rural	91.6	87.69	106.17	-4	18	-4	18
11	Semi Urban	86.36	84.54	89.57	-2	5	-2	5
12	Urban	72.3	78.22	77.37	6	-1	6	-1

District wise CD Ratio (Range)

Above 100%	Between 75-100%	Between 50-75%	Between 40-50%	Below 40%
Agar - Malwa	Hoshangabad	Pandhurna	Tikamgarh	Umaria
Shajapur	Sheopur	Shivpuri	Dindori	Niwari
Rajgarh	Narsimhapur	Jabalpur	Rewa	Anuppur
Raisen	Morena	Katni	Mandla	Mauganj
Harda	Burhanpur	Gwalior	Shahdol	Singrauli
Ratlam	Seoni	Damoh	Panna	
Dewas	Chhindwara	Balaghat	Sidhi	
Mandsaur	Bhopal	Betul		
Khargone	Datia	Alirajpur		
Ashok Nagar		Sagar		
Sehore		Bhind		
Vidisha		Maihar		
Jhabua		Chhatarpur		
Barwani		Satna		
Guna				
Dhar				
Ujjain				
East Nimar				
Neemuch				
Indore				

■ Chart showing district wise CD Ratio

As on March 31, 2025



Madhya Pradesh Budget Highlights

Hon'ble Finance Minister Of Madhya Pradesh Shri Jagdish Devda, Presented The Budget For The State For The Financial Year 2025-26 In Which The Key Points Are As Follow

- Doubling The Size Of The State Budget In The Next Five Years, Increasing Capital Investment, Extension Of Road, Irrigation And Power Facilities, Attracting Investment For Quality Health Facilities And Employment Generation.
- The Gross State Domestic Product (SGDP) of Madhya Pradesh for 2025-26 (at current prices) is projected to be Rs.16,94,477 crore.
- The estimated revenue receipts are ₹2,90,879 crore, which include the state's own tax revenue of ₹1,09,157 crore, the state's share in central taxes of ₹1,11,662 crore, non-tax revenue of ₹21,399 crore, and grants received from the center amounting to ₹48,661 crore.
- Total expenditure (excluding debt repayment) in 2025-26 is targeted at Rs 3,75,335 crore. This is an increase of 14% from the revised estimate of 2024-25. This expenditure is proposed to be met through receipts (excluding borrowings) of Rs 2,96,435 crore and net borrowings of Rs 78,771 crore. Total receipts for 2025-26 (other than borrowings) are expected to register an increase of 11% over the revised estimate of 2024-25.
- Revenue surplus in 2025-26 is estimated to be 0.04% of GSDP (Rs 618 crore), as compared to a revenue surplus of 0.07% of GSDP (Rs 1,026 crore) at the revised estimate stage in 2024-25.
- Fiscal deficit for 2025-26 is targeted at 4.66% of GSDP. In 2024-25, as per the revised estimates, fiscal deficit is expected to be 4.2% of GSDP, higher than the budgeted 4.1% of GSDP.
- Capital outlay for 2025-26 is proposed to be Rs 82,513 crore, an increase of 27% from the revised estimate of 2024-25. Capital outlay indicates the expenditure towards creation of assets.

The Main Provisions For The Year 2025-26 Are As Follows:

- ▶ Provision of ₹18,669 crore under the Mukhya Mantri Laadli Behna Yojana.
- ▶ Provision of ₹17,136 crore under the Jal Jeevan Mission (JJM) National Rural Drinking Water Mission.
- ▶ Provision of ₹13,909 crore under the Atal Kisan Jyoti Scheme.
- ▶ Provision of ₹7,132 crore under the Atal Griha Jyoti Scheme.
- ▶ Provision of ₹5,500 crore under the Samagra Shiksha Abhiyan.
- ▶ Provision of ₹5,299 crore for the free electricity supply to 5 HP agricultural pumps/threshers and one light connection under the M.P. V.V. M.
- ▶ Provision of ₹5,220 crore under the Mukhya Mantri Kisan Kalyan Yojana.
- ▶ Provision of ₹4,686 crore under CM Rise.
- ▶ Provision of ₹4,418 crore under the National Health Mission (NUHM/NRHM).
- ▶ Provision of ₹4,400 crore under the Pradhan Mantri Awas Yojana.
- ▶ Provision of ₹4,050 crore under the National Rural Employment Guarantee Scheme.
- ▶ Provision of ₹2,388 crore for social security and welfare.
- ▶ Provision of ₹2,001 crore under the Pradhan Mantri Fasal Beema Yojana.
- ▶ Provision of ₹2,000 crore under the Investment Promotion Scheme.
- ▶ Provision of ₹1,550 crore under the Pradhan Mantri Gram Sadak Yojana.
- ▶ Provision of ₹1,450 crore under the M.P. Road Development Corporation (NDB).
- ▶ Provision of ₹1,277 crore under the Pradhan Mantri Jan Arogya Yojana (Ayushman Bharat).
- ▶ Provision of ₹1,250 crore under the MSME Promotion Business Investment Promotion/Facility Providing Scheme.
- ▶ Provision of ₹1,183 crore under the Laadli Laxmi Yojana.
- ▶ Provision of ₹1,152 crore under the Indira Gandhi National Old Age Pension.
- ▶ Provision of ₹1,150 crore for the renovation and upgradation of roads constructed under the Pradhan Mantri Sadak Yojana.
- ▶ Provision of ₹1,100 crore under the Pradhan Mantri Janman Yojana (Housing).
- ▶ Provision of ₹1,000 crore under the Pradhan Mantri Awas Yojana (Urban) 2.0 BLC.
- ▶ Provision of ₹960 crore under the Pradhan Mantri Poshan Shakti.



About Madhya Pradesh

Demographic Feature

Madhya Pradesh with an area of 3, 08,252 sq.km is the second largest state in India after Rajasthan, covering 9.38% of total area of the country. It is bordered by the states of Rajasthan to its northwest, Uttar Pradesh to its north, Chhattisgarh to its east, Maharashtra to its south, and Gujarat to its west.

- Total population of Madhya Pradesh as per 2011 census is 7.27 crore, which constitutes 5.99% of total population of the country.
- Rural population out of total population is 72.4%. (All India-68.9%)
- Ratio of rural and urban population is 72:28.
- Male and female are 3.76 crore and 3.51 crore respectively. Female per thousand male is 931.

- Scheduled Castes population is 15.6% (1.13 crore) of total population. (All India-16.6)
- Scheduled Tribes population is 21.1% (1.53 crore) of total population. (All India-8.6)
- Density of the population (per sq. km) is 236. (All India-382)
- Percentage of forest area to Geographical Area is 30.72%.
- Literacy rate is 69.3% (All India-73.0%). Of which literacy rate of male and female is 78.7% and 59.2% respectively.

Occupational Pattern

- Percentage of working population to total population is 43.5%. (All India-38.8%)
- Percentage of women working population to total working population is 32.6%. (All India-25.5%)
- Percentage of agricultural laborers to total workers is 38.6%. (All India-17.9%)
- Population below poverty line is 31.65% (varying between 21% in urban area to 35.74% in rural area). (All India-21.9%)
- Mortality rate is 6.7 per thousand. (All India-6.2)
- Infant mortality rate is 48 per thousand. (All India-32)
- Birth rate is 24.6 per thousand. (All India-20.0)
- Per capita income at current price increased from Rs 1,04,894 in 2020-21 to Rs 1,24,685 in 2021-22 (estimated), which shows an increase of 18.87%.



Hindi is the official language of Madhya Pradesh and it is widely spoken. Apart from Hindi, the languages of Bundeli, Bagheli, Nimari, Marathi, Sindhi, Urdu, and Malwi are the commonly spoken regional dialects. There are several other dialects which are spoken in the state.

Important Facts of **MADHYA PRADESH** - at a glance



GEOGRAPHICAL FEATURES	
Total Population in crore as per Census 2011	7.27
Rural Population (cr.) & % of rural population to total population	5.25 72.21%
Urban Population (cr.) & % of urban population to total population	2.02 27.79%
Male (cr.)	3.76
Female (cr.)	3.51
Scheduled Castes (cr.)	1.13
% of SC population to total population	15.54%
Scheduled Tribes (cr.)	1.53
% of ST population to total population	21.04%
Sex Ratio	931
Density/km ²	236
Area(Km ²)	3,08,245
Literacy	69.3%
AGE GROUP WISE POPULATION	
Population up to 18 years Cr.	2.90
Adult (18-40 years) Cr.	2.72
Adult above 40 years Cr.	1.65
ADMINISTRATIVE FEATURES	
No. of Districts	55
No. of Division	10
No. of Villages	54,903
No. of Gram Panchayats	23,043
No. of Block/Janpad Panchayats	313
No. of Tehsils	369
Total no. of Households (cr.)	1.51
Rural Households (cr.)	1.11
Working population in the total population	43.5%
Govt. PDS Shops	24,710

LAND UTILISATION	
Gross Cropped Area (GCA) lakh Hectare*	302.64
Net Sown Area (NSA) lakh Hectare	156.4
Double Cropped Area (lakh Hectare)	146.25
Crop Intensity (GCA/NSA)	1.90
Net Irrigated Area (lakh Hectare)	182.5
No. of cultivators (Lakh)	100.03
Of the above, Small/Marginal Farmers	75.60
ECONOMY**	
Gross State Domestic Product (GSDP) at current price 2024-25 (estimated) Lakh crore	15.03
Per capita income at current price 2024-25 (estimated) Rupees	1,52,615
Sectors contribution in GSDP 2024-25 at current price (estimated)	
• Primary	44%
• Secondary	19%
• Tertiary	37%
BANKING (31.03.2025)	
Number of Branches	
• Rural Branches	2860
• Semi-urban Branches	2737
• Urban Branches	31781
Number of ATMs	8882
No. of Sub Service Area (SSA)	11864
Number of Business Correspondents	17187
Number of Post Offices	8227
Total Aggregate Deposits (Cr.)	714336
Total Credit (Cr.)	596554
Agriculture Advances (Cr.)	178745
Priority Sector Advances (Cr.)	343704
Credit to Weaker Section (Cr.)	125345
Credit Deposit Ratio	83.51
No. of districts below 40% CD Ratio	5
Number of Lead Banks	7
Per capita Deposits (Rupees)	98258
Per capita Credit (Rupees)	82056
No. of Branches per lakh population	12

- Various Source

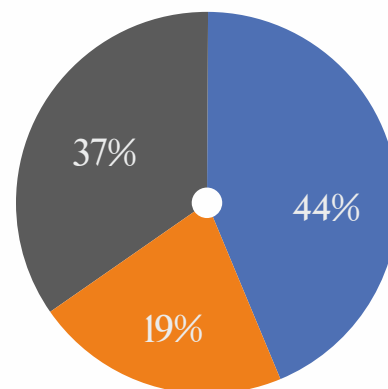


ECONOMY

GVA Composition by Sector

Madhya Pradesh, a central India state, is one of the fastest growing economy in country and is a preferred destination for investment. An ambitious target to double the Gross State Domestic Product (GSDP) by the year 2028-29 has been laid down. By the time India completes 100 years of independence, the state aims to establish itself as a "Developed Madhya Pradesh", contributing significantly to the vision of "Developed India".

The state's robust banking system and financial inclusion efforts continue to strengthen its economic framework. Income sources are expanding through agriculture and agro-processing, while key sectors such as Micro, Small, and Medium Enterprises (MSMEs), large-scale infrastructure projects, expansion of renewable energy sources, and enhanced energy availability are driving the state's progress towards a self-reliant and advanced economy.



SGVA Composition by Sector

■ Primary Sector ■ Secondary Sector ■ Tertiary Sector

The economy of Madhya Pradesh thrives predominantly on agriculture, with around 72 % of its population residing in the rural areas. The economic landscape of Madhya Pradesh is characterized by a primary sector dominance (44%), followed by tertiary sector (37%) and the secondary sector (19%).

Primary Sector

The primary sector plays a crucial role in Madhya Pradesh's economy. However, its contribution declined slightly from 44.55% in 2023-24 to 44.36% in 2024-25. Under primary sector, Agriculture (Crops) grew by 10.8% at current prices, while the growth at constant prices was only 1.6%. Livestock growth rates was of 11.93% at current prices and 8.39% at constant prices and the Fisheries & Aquaculture witnessed growth at 21.11% (current prices) and 17.84% (constant prices).

Secondary Sector

The secondary sector includes manufacturing, electricity, gas, water supply, other utilities, and construction. **Manufacturing** sector recorded a growth rate of 6.64% at current prices and 5.24% at constant prices and **Construction** sector growth rates stood at 12.69% (current prices) and 9.76% (constant prices).

Tertiary Sector (Service Sector)

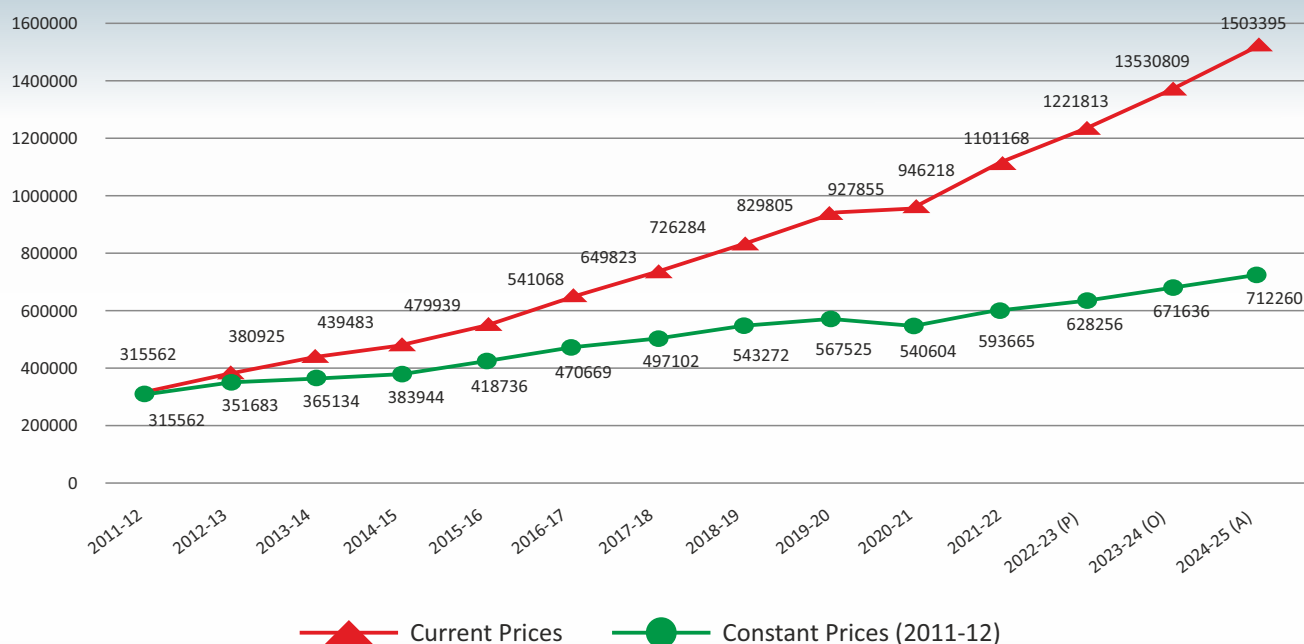
The service sector's contribution to Madhya Pradesh's economy increased from 36.09% to 36.61%, indicating its strengthening role in the state's economic growth.

Gross State Domestic Product (GSDP)

The Gross State Domestic Product (GSDP) at current prices represents the total monetary value of all goods and services produced in the state without adjusting for inflation. In the financial year 2024-25 (A), Madhya Pradesh's GSDP at current prices reached Rs.15,03,395 crore, reflecting the expansion of the state's economy. This growth includes both an increase in production levels and a rise in the prices of goods and services.

In the previous financial year 2023-24 (Q), Madhya Pradesh's GSDP at current prices was Rs.13,53,809 crore, marking a growth rate of 11.05%. This remarkable increase highlights the state's strong economic performance, driven by significant development in the agriculture, industry, and services sectors.

In the financial year 2024-25 (A), Madhya Pradesh's GSDP at constant prices stood at Rs. 7,12,260 crore, compared to Rs. 6,71,636 crore in 2023-24 (Q). This reflects a real growth rate of 6.05%, demonstrating the state's steady and sustainable economic progress.



A- Advance Estimate

P- Provisional Estimate

Q- Quick Estimate



Source : www.mpplanningcommission.gov.in

PER CAPITA INCOME

Based on constant prices (2011-12), the per capita income rose from Rs. 67301 in 2023-24 (Q) to Rs. 70,434 in year 2024-25 (A), indicating a 4.65 % increase compared to previous year. At current prices, per capita net income rose from Rs. 38,497 in 2011-12 to Rs.1,52,615 in 2024-25 (A). This growth indicates economic progress and rising income levels of citizens.

The consistent increase in per capita net income at both current and constant prices reflects the stability and sustainable growth of the state's economy. This progress is a result of expanding income generation and economic output, further strengthening Madhya Pradesh's journey towards economic self-reliance and prosperity.



A- Advance Estimate

P- Provisional Estimate

Q- Quick Estimate

AGRICULTURE

Madhya Pradesh, the backbone of India's agricultural production, known as the "Soyabean State of India", thrives due to its fertile soil and diverse climatic conditions, creating an optimal environment for cultivating a wide range of crops. The state's agricultural landscape supports the production of a wide range of crops, including wheat, rice, pulses, oilseeds, cotton, and sugarcane. Its favourable climate has particularly propelled the growth of soybean, establishing Madhya Pradesh as one of the largest producers of this crop in the country.

Cereal production witnessed a 1.15% decline in year 2023-24 as compared to the year 2022-23, however the production of pulses and oilseeds registered significant growth of 35.26% and 7.80%, respectively. In the realm of horticultural crops, during FY 2024-25(1ST estimates), the total area and production of spices increased to 9.16 lakh hectares and 56.42 lakh metric tons, compared to 9.07 lakh hectares and 55.38 lakh metric tons in 2023-24. Similarly, vegetables grew, with the area rising from 12.62 to 12.85 lakh hectares and production increasing from 248.95 to 254.49 lakh metric tons.



■ INDUSTRY

The Government of Madhya Pradesh has positioned year 2025 as the "Year of Industry", reflecting its strong intent to accelerate economic growth, industrialization, employment generation, and infrastructure development. The Industrial Promotion Policy 2025 aims to double the state's GDP from Rs 2.9 lakh crores to Rs 6 lakh crores by 2030, creating 2 million jobs across ten key sectors including textiles, pharmaceuticals, electric vehicles, and renewable energy. Investment outreach efforts made till December 2025 have attracted Rs. 4.17 lakh crore in proposals, expected to generate 4 lakh new jobs and strengthen Madhya Pradesh's position as an industrial hub.

The Industrial Promotion Policy 2025, launched in February 2025, outlines a roadmap to double the state's GDP from Rs 2.9 lakh crores to Rs 6 lakh crores by year 2030. The policy includes 10 sector-specific strategies covering: Agriculture, Dairy, and Food Processing Policy, Textile Policy, Apparel, Footwear, Toys & Accessories Policy, Aerospace and Defense Production Promotion Policy, Pharmaceuticals Policy, Biotechnology Policy, Medical Devices Policy, Electric Vehicle (EV) Manufacturing Policy, Renewable Energy Equipment Manufacturing Policy, and High Value-Added Manufacturing Policy. The policy seeks to create two million jobs in five years, encourage balanced regional development, and enhance ease of doing business through simplified processes and investment incentives. It also provides financial support for large and mega-scale industries.

The year 2025 has been declared as the Year of Industry and Employment to increase industrial investment and strengthen the economy in Madhya Pradesh. Investment proposals worth Rs 2,34,290 crores were received in the Regional Industry Conclave held at 7 divisional headquarters of the state namely Ujjain, Jabalpur, Gwalior, Sagar, Rewa, Narmadapuram and Shahdol in which 2,74,845 persons are likely to get employment.

Investment proposals worth more than Rs 1 lakh crore were received in interactive sessions held in Mumbai, Bengaluru, Coimbatore, Kolkata and Pune, while investment proposals worth Rs 78,000 crore were received in travel to UK and Germany.

A grand successful Global Investor Submit was organized in state capital Bhopal on 24-25 February 2025 to take the state's economy to new heights. The objective of this submit was to attract investment and increase employment opportunities in the state. The conference was attended by renowned business leaders from different corners of the world and the same was graced by Hon'ble Prime Minister of India. Investment commitment worth Rs. 26 lakh crore through MoU was signed during two-day submit, which will help in setting up large and ancillary industries in the state.

New Industrial Area: In year 2024-25 upto December, development of total of 762.3 hectares of land of 07 new industrial areas in Gwalior (Mohna), Mandsaur (Semlikankad), Morena (Mawai), Dhar (Lalbagh), Rewa, Ujjain and Raisen (Mandideep) have been approved for total area of 762.31 hectares. These include two IT parks in Rewa and Ujjain each, accordingly the process of developing industrial area is in progress.



MSME Development Policy

Micro, Small and Medium Enterprises (MSMEs) are the backbone of the global economy, generating employment, fostering innovation, play crucial role in local and global supply chains. MSME sector has undergone significant evolution over the decades. There are over 16.50 lakh registered MSMEs in Madhya Pradesh with a total investment surpassing Rs. 53000 crore and providing employment to more than 86 lakh individuals. MSMEs are the largest employment generator after primary sector in the state.

The MSME Development Policy 2025 has been designed to address the emerging challenges faced by MSMEs and create an enabling ecosystem for MSME growth. The conducive policy focus on strengthening the entire MSME ecosystem. The MSME sector has been a major growth driver for the state. The figure below demonstrates the various facets of this sector which underscores its importance.



Madhya Pradesh Startup Policy

Acknowledging the vital role of startups in advancing innovation, employment, and economic progress, the state is working to enable startups to access international markets and modern technologies, empower young entrepreneurs and establish Madhya Pradesh as a model startup hub. In light of the evolving global economic conditions and regulatory reforms, government implemented the Madhya Pradesh Startup Policy 2025 to enhance the policy's inclusivity, integration, and impact.

The policy objective is not just to offer financial support but also to provide with institutional backing, ease of doing business, essential infrastructure, state procurement support, marketing and additional support. This policy will build a strong and holistic startup ecosystem in the state, enabling the state to be among the leading startup destinations in the country.

An advisory Council will be constituted under the Chairmanship of Chief Secretary, Government of Madhya Pradesh, to offer guidance on developing a strong foundation for startup and fostering innovation across the state. The council will include distinguished startup founders, investors, academician, promoter/senior executives of prominent large industries established in the state, leaders of IT sector, and other relevant stakeholders.

Data Table

Bank - wise Annual Credit Plan 2025-26

(Agriculture)

Amount in lakh

	Bank Name	Farm Credit		Crop Loan out of Fram Credit		Agriculture Infrastructure		Ancillary Activities		Total Agriculture	
		No. of A/c	Amt.	No. of A/c	Amt.	No. of A/c	Amt.	No. of A/c	Amt.	No. of A/c	Amt.
1	Bank of Baroda	120340	279288.00	77799	197008.00	1151	7512.00	2348	171671.00	123839	458471
2	Bank of India	530473	1212422.00	360104	783305.00	245	9046.00	18298	100684.00	549016	1322152
3	Bank of Maharashtra	47503	90279.00	37222	69168.00	2169	8606.00	13203	30174.00	62875	129059
4	Canara Bank	126828	309087.00	102061	279906.00	290	47503.00	1149	15484.00	128267	372074
5	Central Bank of India	673583	896749.00	318483	435298.00	255	8551.00	1986	62663.00	675824	967963
6	Indian Bank	97966	167956.00	80041	150269.00	52	4181.00	368	34830.00	98386	206967
7	Indian Overseas Bank	7759	24071.00	4983	16676.00	31	230.00	67	2395.00	7857	26696
8	Punjab and Sind Bank	1928	4218.00	1061	1753.00	1	6.00	101	1250.00	2030	5474
9	Punjab National Bank	119088	515692.00	99059	484142.00	517	3997.00	903	84680.00	120508	604369
10	State Bank of India	570138	1283540.00	474435	1125714.00	122	11276.00	2754	256531.00	573014	1551347
11	Union Bank of India	168718	389354.00	140724	360106.00	577	4086.00	13286	110405.00	182581	503845
12	UCO Bank	29738	68285.00	20732	53371.00	88	3307.00	219	7312.00	30045	78904
	PSBs - SUB TOTAL	2494062	5240941	1716704	3956716	5498	108301	54682	878079	2554242	6227321
13	Axis Bank	102924	309727.00	67727	242711.00	99	8579.00	2782	423671.00	105805	741977
14	Bandhan Bank	43591	43728.00	2764	8099.00	167	882.00	3746	8957.00	47504	53567
15	Catholic Syrian Bank	2022	4903.00	0	0.00	0	0.00	1	6.00	2023	4909
16	City Union Bank	44	59.00	40	55.00	0	0.00	0	0.00	44	59
17	Development Credit Bank	26550	76985.00	9011	42651.00	1	10.00	15	543.00	26566	77538
18	Dhanlaxmi Bank	16	166.00	11	161.00	0	0.00	0	0.00	16	166
19	Federal Bank Ltd.	12841	44333.00	10587	41636.00	3	3754.00	10	2185.00	12854	50272
20	HDFC Bank	259722	764366.00	77103	282510.00	276	8389.00	9445	545180.00	269443	1317935
21	ICICI Bank	168690	451930.00	79030	235550.00	28	586.00	1281	151617.00	169999	604133
22	IDBI Bank	34653	58488.00	24235	50277.00	24	628.00	486	7874.00	35163	66990
23	IDFC	84040	180641.00	13663	80884.00	1	35.00	29	2279.00	84070	182955
24	Indusind Bank Limited	367961	381611.00	70385	167455.00	3	76.00	121	13124.00	368085	394811
25	Jammu and Kashmir Bank	0	0.00	0	0.00	0	0.00	0	0.00	0	0
26	Karnataka Bank Limited	129	415.00	108	380.00	0	0.00	7	2407.00	136	2822
27	Karur Vysya Bank Ltd.	0	0.00	0	0.00	0	0.00	1	1039.00	1	1039
28	Kotak Mahindra Bank	122723	187266.00	3561	4170.00	24	882.00	975	155502.00	123722	343650
29	DBS Bank	5687	3414.00	4749	3281.00	0	0.00	0	0.00	5687	3414
30	Ratnakar Bank Ltd. (RBL)	59361	55358.00	6572	13641.00	2	36.00	24	1803.00	59387	57197
31	South Indian Bank	1130	3550.00	649	2370.00	0	0.00	0	0.00	1130	3550
32	Tamilnadu Mercantile Bank	802	1768.00	688	1664.00	0	0.00	0	0.00	802	1768
33	Yes Bank	61132	83897.00	12108	37005.00	44	4755.00	419	114917.00	61595	203569
	PRIVATE BANK - SUB TOTAL	1354018	2652605	382991	1214500	672	28612	19342	1431104	1374032	4112321
	COMMERCIAL BANKS SUB TOTAL	3848080	7893546	2099695	5171216	6170	136913	74024	2309183	3928274	10339642
35	MGB	162369	228165.00	140307	210025.00	20	551.00	154	4797.00	162543	233513
36	MP GRAMIN BANK	409390	706865.00	331497	603981.00	136	2278.00	538	4499.00	410064	713642
	RRBs - SUB TOTAL	571759	935030	471804	814006	156	2829	692	9296	572607	947155
37	DCCB & Apex Bank	3690142	2935801.00	3314331	2754553.00	257	32153.00	97	3764.00	3690496	2971718
	CO-OPERATIVE BANK - SUB T	3690142	2935801	3314331	2754553.00	257	32153	97	3764	3690496	2971718
38	AU Small Finance Bank	103305	115761.00	6443	7376.00	12	296.00	170	11228.00	103487	127285
39	Equitas Small Finance Bank	15953	12392.00	1132	1343.00	2	14.00	7	347.00	15962	12753
40	ESAF	86231	95664.00	2129	2289.00	2	29.00	10	450.00	86243	96143
41	Jana Small Finance Bank	68827	50838.00	2534	3513.00	3	43.00	12	527.00	68842	51408
42	Shivalik Small Finance Bank	0	0.00	0	0.00	0	0.00	0	0.00	0	0
43	Suryoday Small Finance Bank	44380	27594.00	1276	1511.00	159	243.00	2334	2149.00	46873	29986
44	Ujjivan Small Finance Bank	11174	9353.00	0	0.00	12	112.00	26	465.00	11212	9930
45	Utkarsh Small Finance Bank	32266	17099.00	1166	1227.00	1	12.00	7	302.00	32274	17413
	SMALL FINANCE BANK SUB T	362136	328701	14680	17259	191	749	2566	15468	364893	344918
	Grand Total	8472117	12093078	5900510	8757034	6774	172644	77379	2337711	8556270	14603433

Bank - wise Annual Credit Plan 2025-26

(MSME)

Amount in lakh

	Bank Name	Micro Enterprises		Small Enterprises		Medium Enterprises		KVIC		Others under MSME		Total MSME	
		No. of A/c	Amt.	No. of A/c	Amt.	No. of A/c	Amt.	No. of A/c	Amt.	No. of A/c	Amt.	No. of A/c	Amt.
1	Bank of Baroda	52525	404448.00	1444	157356.00	222	112069.00	711	5349.00	4	75.00	54906	679297
2	Bank of India	87613	358974.00	1380	184604.00	739	52526.00	7	39.00	2	25.00	89741	596168
3	Bank of Maharashtra	11522	76941.00	697	77203.00	58	31442.00	3	25.00	2	24.00	12282	185635
4	Canara Bank	25670	212493.00	2031	76082.00	59	19025.00	5	27.00	157	1424.00	27922	309051
5	Central Bank of India	52697	401788.00	2103	217683.00	82	40252.00	1204	5049.00	219	34623.00	56305	699395
6	Indian Bank	44770	268302.00	970	101488.00	69	47759.00	10	42.00	3	45.00	45822	417636
7	Indian Overseas Bank	4435	15060.00	45	4857.00	2	426.00	1	3.00	1	15.00	4484	20361
8	Punjab and Sind Bank	1444	6717.00	36	5639.00	6	2305.00	1	3.00	1	15.00	1488	14679
9	Punjab National Bank	33966	220449.00	1438	133141.00	153	64780.00	7	59.00	3	39.00	35567	418468
10	State Bank of India	158644	1013111.00	5785	466843.00	610	247666.00	19	102.00	102	14755.00	165160	1742477
11	Union Bank of India	40068	298019.00	1616	176272.00	171	106622.00	10	71.00	3	24.00	41868	581008
12	UCO Bank	20034	98256.00	628	91718.00	11	2234.00	4	29.00	3	24.00	20680	192261
	PSBs - SUB TOTAL	533388	3374558	18173	1692886	2182	727106	1982	10798	500	51088	556225	5856436
13	Axis Bank	8450	356257.00	2777	328702.00	407	199653.00	3	19.00	2	49.00	11639	884680
14	Bandhan Bank	22680	34318.00	127	12225.00	58	12633.00	1	3.00	1	9.00	22867	59188
15	Catholic Syrian Bank	0	0.00	0	0.00	0	0.00	0	0.00	0	0.00	0	0
16	City Union Bank	37	2390.00	18	1652.00	0	0.00	0	0.00	0	0.00	55	4042
17	Development Credit Bank	882	16660.00	31	2056.00	1	408.00	2	4.00	2	30.00	918	19158
18	Dhanlaxmi Bank	0	0.00	0	0.00	0	0.00	0	0.00	0	0.00	0	0
19	Federal Bank Ltd.	361	6488.00	53	6537.00	30	8168.00	1	3.00	0	0.00	445	21196
20	HDFC Bank	18395	732595.00	9487	784983.00	3446	743509.00	13	54.00	5	118.00	31346	2261259
21	ICICI Bank	21262	851140.00	8011	945485.00	1141	326126.00	4	20.00	5	121.00	30423	2122892
22	IDBI Bank	7374	57203.00	327	34145.00	20	7322.00	7	114.00	1	9.00	7729	98793
23	IDFC	7851	92077.00	1202	76255.00	109	8774.00	0	0.00	0	0.00	9162	177106
24	Indusind Bank Limited	63126	151929.00	1228	172677.00	155	42116.00	1	3.00	1	9.00	64511	366734
25	Jammu and Kashmir Bank	99	979.00	0	0.00	0	0.00	0	0.00	0	0.00	99	979
26	Karnataka Bank Limited	158	2217.00	46	4997.00	0	0.00	0	0.00	0	0.00	204	7214
27	Karur Vysya Bank Ltd.	34	1086.00	41	1928.00	0	0.00	0	0.00	0	0.00	75	3014
28	Kotak Mahindra Bank	4586	141949.00	2264	196898.00	564	135532.00	2	15.00	1	18.00	7417	474412
29	DBS Bank	1703	1285.00	183	1282.00	643	446.00	0	0.00	0	0.00	2529	3013
30	Ratnakar Bank Ltd. (RBL)	225	4355.00	117	8085.00	9	1343.00	0	0.00	0	0.00	351	13783
31	South Indian Bank	38	1065.00	1	18.00	1	2905.00	0	0.00	0	0.00	40	3988
32	Tamilnadu Mercantile Bank	164	1565.00	4	511.00	0	0.00	0	0.00	0	0.00	168	2076
33	Yes Bank	2620	82353.00	732	89934.00	250	91518.00	0	0.00	0	0.00	3602	263805
	PRIVATE BANK - SUB TOTAL	160045	2537911	26649	2668370	6834	1580453	34	235	18	363	193580	6787332
	COMMERCIAL BANKS SUB TOTAL	693433	5912469	44822	4361256	9016	2307559	2016	11033	518	51451	749805	12643768
35	MGB	44690	93804.00	132	12668.00	21	5647.00	563	2199.00	1	21.00	45407	114339
36	MP GRAMIN BANK	109200	146723.00	85	8009.00	1	2490.00	1259	3131.00	1	56.00	110546	160409
	RRBs - SUB TOTAL	153890	240527	217	20677	22	8137	1822	5330	2	77	155953	274748
37	DCCB & Apex Bank	7605	99664.00	89	8957.00	12	4094.00	11	52.00	2	24.00	7719	112791
	CO-OPERATIVE BANK - SUB TOTAL	7605	99664	89	8957	12	4094	11	52	2	24	7719	112791
38	AU Small Finance Bank	26459	242660.00	289	24903.00	36	7381.00	4	23.00	0	0.00	26788	274967
39	Equitas Small Finance Bank	2353	16870.00	155	1792.00	21	1895.00	1	3.00	0	0.00	2530	20560
40	ESAF	16852	11337.00	12	945.00	4	522.00	1	3.00	1	9.00	16870	12816
41	Jana Small Finance Bank	16844	18341.00	10	1051.00	3	580.00	1	3.00	0	0.00	16858	19975
42	Shivalik Small Finance Bank	805	9031.00	41	3634.00	2	34.00	0	0.00	0	0.00	848	12699
43	Suryoday Small Finance Bank	303	1818.00	47	4245.00	3	440.00	1	3.00	0	0.00	354	6506
44	Ujjivan Small Finance Bank	4609	6118.00	52	4881.00	1	456.00	1	8.00	1	15.00	4664	11478
45	Utkarsh Small Finance Bank	696	5294.00	21	1098.00	2	380.00	1	3.00	0	0.00	720	6775
	SMALL FINANCE BANK SUB TOTAL	68921	311469	627	42549	72	11688	10	46	2	24	69632	365776
	Grand Total	923849	6564129	45755	4433439	9122	2331478	3859	16461	524	51576	983109	13397083

Bank - wise Annual Credit Plan 2025-26

(Export Credit, Education, Housing& Social Infrastructure)

Amount in lakh

	Bank Name	Export Credit		Education		Housing		Social Infrastructure	
		No. of A/c	Amt.	No. of A/c	Amt.	No. of A/c	Amt.	No. of A/c	Amt.
1	Bank of Baroda	0	0	2064	3800	1559	6735	14	144
2	Bank of India	10	471	3087	3882	2187	30689	33	280
3	Bank of Maharashtra	0	0	924	1571	1304	15824	1	4
4	Canara Bank	0	0	2804	4031	2339	26752	7	20
5	Central Bank of India	0	0	2203	4835	3835	41852	17	845
6	Indian Bank	0	0	658	1369	3028	28164	1	10
7	Indian Overseas Bank	0	0	151	317	815	18712	4	4
8	Punjab and Sind Bank	0	0	41	96	46	600	0	0
9	Punjab National Bank	8	4379	2800	4283	2753	32192	13	23
10	State Bank of India	6	530	13657	22013	28722	179154	126	4940
11	Union Bank of India	0	0	2305	3594	1408	14681	11	62
12	UCO Bank	0	0	498	626	1759	18662	7	5119
	PSBs - SUB TOTAL	24	5380	31192	50417	49755	414017	234	11451
13	Axis Bank	7	9981	639	1961	2104	24034	4	8
14	Bandhan Bank	0	0	182	275	5981	56373	21	544
15	Catholic Syrian Bank	0	0	0	0	0	0	0	0
16	City Union Bank	0	0	1	2	7	169	0	0
17	Development Credit Bank	8	392	54	74	30129	43685	18	1096
18	Dhanlaxmi Bank	0	0	0	0	1	18	0	0
19	Federal Bank Ltd.	0	0	23	41	43	752	0	0
20	HDFC Bank	0	0	650	841	10949	108536	15	111
21	ICICI Bank	0	0	241	1636	1394	18954	5	6
22	IDBI Bank	0	0	395	577	530	8768	52	502
23	IDFC	0	0	36	89	1420	10640	429	230
24	Indusind Bank Limited	2	1410	52	78	841	4960	7	4
25	Jammu and Kashmir Bank	0	0	6	6	2	53	0	0
26	Karnataka Bank Limited	0	0	12	24	26	331	0	0
27	Karur Vysya Bank Ltd.	0	0	0	0	7	82	0	0
28	Kotak Mahindra Bank	0	0	14	43	194	2977	0	0
29	DBS Bank	0	0	0	0	3	0	0	0
30	Ratnakar Bank Ltd. (RBL)	30	7920	7	11	267	3597	0	0
31	South Indian Bank	0	0	13	17	10	53	0	0
32	Tamilnadu Mercantile Bank	0	0	0	0	4	62	0	0
33	Yes Bank	0	0	19	176	687	14321	0	0
	PRIVATE BANK - SUB TOTAL	47	19703	2344	5851	54599	298365	551	2501
35	MGB	0	0	97	214	1159	16865	1	2
36	MP GRAMIN BANK	0	0	599	758	3318	20468	10	215
	RRBs - SUB TOTAL	0	0	696	972	4477	37333	11	217
37	DCCB & Apex Bank	0	0	60	105	714	5800	0	0
	CO-OPERATIVE BANK - SUB TOTAL	0	0	60	105	714	5800	0	0
38	AU Small Finance Bank	0	0	29	175	1659	26606	0	0
39	Equitas Small Finance Bank	0	0	6	8	43	606	0	0
40	ESAF	0	0	20	56	246	2794	0	0
41	Jana Small Finance Bank	0	0	9	21	5589	19172	0	0
42	Shivalik Small Finance Bank	0	0	0	0	31	423	0	0
43	Suryoday Small Finance Bank	0	0	86	122	86	704	0	0
44	Ujjivan Small Finance Bank	0	0	7	9	5826	13665	1	4
45	Utkarsh Small Finance Bank	0	0	5	7	134	151	33	27
	SMALL FINANCE BANK SUB TOTAL	0	0	162	398	13614	64121	34	31
	Grand Total	71	25083	34454	57743	123159	819636	830	14200

Bank - wise Annual Credit Plan 2025-26

(Renewable Energy, OPS, Total Priority Sector & Weaker Section)

Amount in lakh

	Bank Name	Renewable Energy		Others under Priority Sector		Total Priority Sector		Loans to Weaker Section	
		No. of A/c	Amt.	No. of A/c	Amt.	No. of A/c	Amt.	No. of A/c	Amt.
1	Bank of Baroda	74	753.00	1174	735.00	183630	1149935	83325	231184.00
2	Bank of India	108	243.00	963	3942.00	645145	1957827	288572	470675.00
3	Bank of Maharashtra	13	67.00	5009	6653.00	82408	338813	39130	60319.00
4	Canara Bank	178	861.00	1456	1302.00	162973	714091	75485	166963.00
5	Central Bank of India	24	69.00	3899	6666.00	742107	1721625	288188	437422.00
6	Indian Bank	12	32.00	1385	990.00	149292	655168	69348	115992.00
7	Indian Overseas Bank	4	8.00	158	175.00	13473	66273	6401	14933.00
8	Punjab and Sind Bank	10	23.00	77	42.00	3692	20914	1834	3714.00
9	Punjab National Bank	305	5373.00	1277	867.00	163231	1069954	80879	234998.00
10	State Bank of India	196	6036.00	6082	7747.00	786963	3514244	346048	745875.00
11	Union Bank of India	34	66.00	1614	1568.00	229821	1104824	114045	253539.00
12	UCO Bank	13	26.00	8258	48064.00	61260	343662	26849	55991.00
	PSBs - SUB TOTAL	971	13557	31352	78751	3223995	12657330	1420104	2791605
13	Axis Bank	11	18.00	22627	9914.00	142836	1672573	65262	252809.00
14	Bandhan Bank	6	14.00	146312	82080.00	222873	252041	107838	71013.00
15	Catholic Syrian Bank	0	0.00	0	0.00	2023	4909	749	647.00
16	City Union Bank	0	0.00	0	0.00	107	4272	48	499.00
17	Development Credit Bank	4	10.00	2165	725.00	59862	142678	23563	30433.00
18	Dhanlaxmi Bank	0	0.00	0	0.00	17	184	8	16.00
19	Federal Bank Ltd.	2	4.00	75	40.00	13442	72305	6124	12506.00
20	HDFC Bank	30	630.00	12304	8283.00	324737	3697595	138924	546059.00
21	ICICI Bank	18	914.00	4052	3042.00	206132	2751577	88608	409803.00
22	IDBI Bank	10	26.00	681	292.00	44560	175948	19819	37196.00
23	IDFC	15	590.00	93	77.00	95225	371687	36745	67673.00
24	Indusind Bank Limited	2	4.00	6737	3190.00	440237	771191	207680	177136.00
25	Jammu and Kashmir Bank	0	0.00	9	51.00	116	1089	57	89.00
26	Karnataka Bank Limited	2	6.00	1	1.00	381	10398	151	1253.00
27	Karur Vysya Bank Ltd.	0	0.00	0	0.00	83	4135	28	255.00
28	Kotak Mahindra Bank	2	4.00	14646	5926.00	145995	827012	60954	114341.00
29	DBS Bank	0	0.00	295	138.00	8514	6565	2850	403.00
30	Ratnakar Bank Ltd. (RBL)	0	0.00	1812	576.00	61854	83084	30154	18603.00
31	South Indian Bank	0	0.00	4	90.00	1197	7698	555	874.00
32	Tamilnadu Mercantile Bank	0	0.00	0	0.00	974	3906	428	967.00
33	Yes Bank	2	4.00	584	1930.00	66489	483805	26628	69009.00
	PRIVATE BANK - SUB TOTAL	104	2224	212397	116355	1837654	11344652	817173	1811584
35	MGB	16	32.00	1945	1307.00	211168	366272	119195	123356.00
36	MP GRAMIN BANK	123	305.00	78759	130781.00	603419	1026578	289128	370728.00
	RRBs - SUB TOTAL	139	337	80704	132088	814587	1392850	408323	494084
37	DCCB & Apex Bank	8	34.00	8664	38923.00	3707661	3129371	1732220	1063379.00
	CO-OPERATIVE BANK - SUB TOTAL	8	34	8664	38923	3707661	3129371	1732220	1063379
38	AU Small Finance Bank	4	2440.00	4338	1939.00	136305	433412	73435	108437.00
39	Equitas Small Finance Bank	0	0.00	7765	3662.00	26306	37589	13091	7472.00
40	ESAF	2	4.00	46854	20754.00	150235	132567	69976	36830.00
41	Jana Small Finance Bank	2	4.00	34966	20988.00	126266	111568	72980	37649.00
42	Shivalik Small Finance Bank	0	0.00	3039	1284.00	3918	14406	1966	3040.00
43	Suryoday Small Finance Bank	0	0.00	22447	10130.00	69846	47448	31688	18803.00
44	Ujjivan Small Finance Bank	0	0.00	2618	1959.00	24328	37045	11773	7311.00
45	Utkarsh Small Finance Bank	0	0.00	30777	11792.00	63943	36165	34687	16470.00
	SMALL FINANCE BANK SUB TOTAL	8	2448	152804	72508	601147	850200	309596	236012
	Grand Total	1230	18600	485921	438625	10185044	29374403	4687416	6396664

Bank - wise Annual Credit Plan 2025-26

(Non-Priority Sector)

Bank-wise Annual Credit Plan 2024-25 (Non-Priority Sector)

Amount in lakh

	Bank Name	Agriculture (NPS)		Education (NPS)		Housing (NPS)		Personal Loan (NPS)		Others (NPS)		Total Non-Priority Sector	
		No. of A/c	Amt.	No. of A/c	Amt.	No. of A/c	Amt.	No. of A/c	Amt.	No. of A/c	Amt.	No. of A/c	Amt.
1	Bank of Baroda	96	4990.00	368	3939.00	5088	98583.00	23901	66185.00	22131	202829.00	51584	376526
2	Bank of India	20	127.00	134	1689.00	1536	44528.00	13087	77693.00	33720	231688.00	48497	355725
3	Bank of Maharashtra	19	59.00	140	1759.00	1588	34723.00	1445	7895.00	20375	70571.00	23567	115007
4	Canara Bank	264	4158.00	135	1057.00	1406	28609.00	36216	79278.00	10032	194047.00	48053	307149
5	Central Bank of India	42	207.00	7	58.00	159	1283.00	32678	206834.00	33535	114202.00	66421	322584
6	Indian Bank	279	422.00	72	840.00	1151	25686.00	14276	62770.00	5088	74653.00	20866	164371
7	Indian Overseas Bank	6	12.00	11	159.00	404	14847.00	337	2268.00	8123	68149.00	8881	85435
8	Punjab and Sind Bank	5	8.00	29	142.00	155	1519.00	114	624.00	3572	8205.00	3875	10498
9	Punjab National Bank	202	303993.00	281	2767.00	2825	77077.00	3954	19887.00	19685	288863.00	26947	692587
10	State Bank of India	252	16865.00	2185	24203.00	36295	583098.00	19909	86454.00	426964	2977530.00	485605	3688150
11	Union Bank of India	261	52874.00	770	7341.00	2893	43325.00	18235	145142.00	9505	173278.00	31664	421960
12	UCO Bank	17	58.00	5	45.00	1091	28593.00	354	1108.00	9710	92446.00	11177	122250
	PSBs - SUB TOTAL	1463	383773	4137	43999	54591	981871	164506	756138	602440	4496461	827137	6662242
13	Axis Bank	576	5125.00	294	5226.00	364	6648.00	8593	17660.00	59801	494660.00	69628	529319
14	Bandhan Bank	15	59.00	3	38.00	3376	47841.00	3181	38454.00	75506	102696.00	82081	189088
15	Catholic Syrian Bank	0	0.00	0	0.00	0	0.00	418	1018.00	5	70.00	423	1088
16	City Union Bank	0	0.00	1	16.00	9	501.00	283	660.00	26	842.00	319	2019
17	Development Credit Bank	2596	1355.00	66	564.00	307	8275.00	42	152.00	5850	10890.00	8861	21236
18	Dhanlaxmi Bank	0	0.00	0	0.00	0	0.00	1	3.00	300	51.00	301	54
19	Federal Bank Ltd.	5	8.00	3	31.00	77	2017.00	222	709.00	6283	25985.00	6590	28750
20	HDFC Bank	15306	176885.00	11	115.00	9904	205250.00	41990	191907.00	142563	1267052.00	209774	1841209
21	ICICI Bank	68	489.00	308	8363.00	3728	112457.00	20002	102912.00	487646	829098.00	511752	1053319
22	IDBI Bank	25	231.00	65	443.00	1190	31968.00	849	6081.00	16802	75498.00	18931	114221
23	IDFC	22	213.00	170	3145.00	1252	21088.00	33268	46915.00	376067	230104.00	410779	301465
24	Indusind Bank Limited	19	99.00	2	22.00	459	6458.00	183	727.00	75923	149242.00	76586	156548
25	Jammu and Kashmir Bank	0	0.00	0	0.00	2	25.00	37	366.00	59	152.00	98	543
26	Karnataka Bank Limited	24	125.00	2	0.00	48	585.00	117	864.00	630	3544.00	821	5118
27	Karur Vysya Bank Ltd.	35	155.00	0	0.00	11	552.00	343	3102.00	31	165.00	420	3974
28	Kotak Mahindra Bank	27	225.00	1	42.00	123	994.00	299	1111.00	35710	241659.00	36160	244031
29	DBS Bank	0	0.00	0	0.00	0	0.00	0	0.00	10	157.00	10	157
30	Ratnakar Bank Ltd. (RBL)	5	15.00	0	0.00	179	4279.00	149	83.00	2838	29802.00	3171	34179
31	South Indian Bank	0	0.00	0	0.00	2	130.00	309	854.00	18	4214.00	329	5198
32	Tamilnadu Mercantile Bank	0	0.00	0	0.00	1	24.00	117	421.00	9	3264.00	127	3709
33	Yes Bank	2	38.00	39	1284.00	862	33576.00	1021	6276.00	70964	116135.00	72888	157309
	PRIVATE BANK - SUB TOTAL	18725	185022	965	19289	21894	482668	111424	420275	1357041	3585280	1510049	4692534
	COMMERCIAL BANKS SUB TOTAL	20188	568795	5102	63288	76485	1464539	275930	1176413	1959481	8081741	2337186	11354776
35	MGB	86	136.00	1	6.00	332	8408.00	1492	8441.00	29944	84520.00	31855	101511
36	MP GRAMIN BANK	16	190.00	17	228.00	261	4552.00	2099	9119.00	45742	150969.00	48135	165058
	RRBs - SUB TOTAL	102	326	18	234	593	12960	3591	17560	75686	235489	79990	266569
37	DCCB & Apex Bank	49	77.00	1	5.00	90	900.00	8424	30072.00	16876	617321.00	25440	648375
	CO-OPERATIVE BANK - SUB TOTAL	49	77	1	5	90	900	8424	30072	16876	617321	25440	648375
38	AU Small Finance Bank	29	209.00	1	34.00	1919	27764.00	1630	2610.00	52535	178330.00	56114	208947
39	Equitas Small Finance Bank	6	21.00	1	2.00	47	647.00	55	236.00	8123	15296.00	8232	16202
40	ESAF	6	9.00	0	0.00	15	139.00	42	183.00	5384	7033.00	5447	7364
41	Jana Small Finance Bank	6	13.00	0	0.00	469	5459.00	46	201.00	10699	7201.00	11220	12874
42	Shivalik Small Finance Bank	0	0.00	0	0.00	94	1040.00	38	260.00	955	2832.00	1087	4132
43	Suryoday Small Finance Bank	6	21.00	1	2.00	21	471.00	149	467.00	971	5173.00	1148	6134
44	Ujjivan Small Finance Bank	7	8.00	0	12.00	266	3638.00	64	234.00	800	2923.00	1137	6815
45	Utkarsh Small Finance Bank	5	8.00	0	0.00	10	120.00	40	180.00	5847	4096.00	5902	4404
	SMALL FINANCE BANK SUB TOTAL	65	289	3	50	2841	39278	2064	4371	85314	222884	90287	266872
	Grand Total	20404	569487	5124	63577	80009	1517677	290009	1228416	2137357	9157435	2532903	12536592

District - wise Annual Credit Plan 2025-26

(Agriculture)

Amount in lakh

Sr No	District Name	Farm Credit		Crop Loan out of Fram Credit		Agriculture Infrastructure		Ancillary Activities		Total Agriculture	
		No. of A/c	Amt.	No. of A/c	Amt.	No. of A/c	Amt.	No. of A/c	Amt.	No. of A/c	Amt.
1	Agar-malwa	153140	233852	132885	201644	15	52	1374	15309	154529	249213
2	Alirajpur	76389	26116	71471	19452	8	72	161	2800	76558	28988
3	Anuppur	24118	28110	11473	13200	10	25	152	2059	24280	30194
4	Ashoknagar	63474	146851	47440	112100	82	1878	938	8296	64494	157025
5	Balaghat	114009	133043	78468	93091	219	880	1023	38000	115251	171923
6	Barwani	136380	161550	95000	127400	120	1120	1380	75034	137880	237704
7	Betul	188733	231201	111103	165554	868	32597	2534	12842	192135	276640
8	Bhind	60084	89740	39942	62507	102	366	527	6543	60713	96649
9	Bhopal	175025	470000	78448	340000	844	42000	3662	147000	179531	659000
10	Burhanpur	67223	135352	53877	103836	15	318	969	10520	68207	146190
11	Chhatarpur	87338	132814	67174	96220	48	600	242	10999	87628	144413
12	Chhindwara	213529	266923	115306	177133	90	1151	1490	23468	215109	291542
13	Damoh	99416	131376	86508	109717	38	216	608	6502	100062	138094
14	Datia	69877	81317	56662	62241	64	146	734	9868	70675	91331
15	Dewas	363664	617528	264536	508197	73	2568	1936	62124	365673	682220
16	Dhar	347744	543640	246873	386232	118	4678	2734	45644	350596	593962
17	Dindori	27970	31452	17193	20735	11	485	64	187	28045	32124
18	East nimar	327078	273534	277104	159066	215	5186	1827	61302	329120	340022
19	Guna	93471	201322	60017	132925	125	734	1289	25440	94885	227496
20	Gwalior	85113	147618	35278	69564	424	3300	1637	111080	87174	261998
21	Harda	178121	239754	109156	182079	93	1541	15088	15875	193302	257170
22	Hoshangabad	255267	434596	141045	305888	474	3382	1554	111824	257295	549802
23	Indore	261630	521503	147647	338396	272	32986	6694	728582	268596	1283071
24	Jabalpur	249195	311368	73498	152801	383	2515	3135	71159	252713	385042
25	Jhabua	150348	88498	120142	52711	16	171	375	2534	150739	91203
26	Katni	62076	74672	34563	42677	69	1527	903	98434	63048	174633
27	Kargone	337704	542752	281994	448674	98	1328	2024	78497	339826	622577
28	Maihar	42000	46000	23000	32000	10	200	200	6500	42210	52700
29	Mandla	49554	59053	26622	33967	38	351	700	10676	50292	70080
30	Mandsaur	257633	366474	170668	260716	132	1089	1180	43904	258945	411467
31	Mauganj	27876	14331	17337	12380	2	294	25	85	27903	14710
32	Morena	49666	81543	36413	61945	81	610	691	68610	50438	150763
33	Narsimhapur	218134	340849	144151	241427	78	700	1481	36856	219693	378405
34	Neemuch	154053	156572	120171	117964	12	130	966	25713	155031	182415
35	Niwari	23977	17023	22752	13309	8	530	18	107	24003	17660
36	Pandhurna	43912	67439	43043	48337	46	204	823	18898	44781	86541
37	Panna	52027	47868	43296	38419	62	72	152	1165	52241	49105
38	Raisen	373902	377873	198290	230473	81	3568	895	29718	374878	411159
39	Rajgarh	316842	385548	264774	298488	8	410	1258	8245	318108	394203
40	Ratlam	239180	365069	140980	249202	46	2478	1901	72462	241127	440009
41	Rewa	140035	107097	79992	86056	30	1250	828	25223	140893	133570
42	Sagar	292458	369611	182728	256505	225	1178	613	17628	293296	388417
43	Satna	98000	120000	82000	98000	70	550	600	30000	98670	150550
44	Sehore	281376	528548	248926	418312	58	3270	1692	17989	283126	549807
45	Seoni	254980	238400	175749	166902	203	687	867	9562	256050	248649
46	Shahdol	50666	47900	19979	25000	16	939	224	4040	50906	52879
47	Shajapur	258407	417328	206946	330248	162	1268	877	18378	259446	436974
48	Sheopur	70741	77656	64791	65616	4	12	168	6533	70913	84201
49	Shivpuri	56586	122088	39299	86224	30	642	1049	10850	57665	133580
50	Sidhi	38276	35365	24816	26902	20	16	64	532	38360	35913
51	Singrauli	16000	25000	14500	21500	20	1000	30	2500	16050	28500
52	Tikamgarh	71347	48585	50743	38454	55	803	148	11808	71550	61196
53	Ujjain	379402	775867	330755	568524	176	4374	1960	53692	381538	833933
54	Umaria	50956	24116	31664	14249	125	2550	1655	2435	52736	29101
55	Vidisha	296015	533393	241322	431875	82	1647	1260	21680	297357	556720
	Grand Total	8472117	12093078	5900510	8757034	6774	172644	77369	2337711	8556270	14603433

District - wise Annual Credit Plan 2025-26

(MSME)

Amount in lakh

Sr No	District Name	Micro Enterprises		Small Enterprises		Medium Enterprises		KVIC		Others under MSME		Total MSME	
		No. of A/c	Amt.	No. of A/c	Amt.	No. of A/c	Amt.	No. of A/c	Amt.	No. of A/c	Amt.	No. of A/c	Amt.
1	Agar-malwa	8740	35925	243	23391	24	354	31	70	4	6	9042	59746
2	Alirajpur	3184	11259	57	3212	0	0	43	208	0	0	3284	14679
3	Anuppur	6290	18476	166	6760	10	1563	90	70	8	44	6564	26913
4	Ashoknagar	8980	39246	418	22596	20	3614	28	62	0	0	9446	65518
5	Balaghat	12786	82023	550	34933	32	5857	140	220	12	2087	13520	125120
6	Barwani	10300	62580	377	34980	50	16200	60	420	5	100	10792	114280
7	Betul	12802	76631	599	45262	80	14725	83	253	11	1241	13575	138112
8	Bhind	9049	38824	196	19580	10	478	21	32	8	1410	9284	60324
9	Bhopal	74356	720000	5814	550000	2005	450000	88	900	30	1300	82293	1722200
10	Burhanpur	9795	40461	370	30322	46	18386	29	224	0	0	10240	89393
11	Chhatarpur	16425	79702	512	40880	24	7623	85	522	8	144	17054	128871
12	Chhindwara	22556	122890	916	92011	206	40879	82	415	14	2149	23774	258344
13	Damoh	10072	37405	272	15374	22	2088	13	36	10	120	10389	55023
14	Datia	6352	27434	272	12804	4	710	30	136	0	0	6658	41084
15	Dewas	26081	118184	566	69898	94	24090	128	352	8	65	26877	212589
16	Dhar	27292	141508	988	92658	141	30824	124	624	4	186	28549	265800
17	Dindori	4047	13156	60	1285	0	0	0	0	0	0	4107	14441
18	East nimar	15250	99044	645	58636	87	22182	58	102	6	36	16046	180000
19	Guna	11572	86334	804	59157	89	24746	26	92	12	42	12503	170371
20	Gwalior	47973	421935	2883	311252	523	93666	173	651	48	23446	51600	850950
21	Harda	8610	39312	277	13035	28	3287	28	121	4	71	8947	55826
22	Hoshangabad	15762	94134	830	69321	192	42002	26	247	10	39	16820	205743
23	Indore	118598	1425629	11310	1407067	3700	1078013	264	2256	28	1818	133900	3914783
24	Jabalpur	43404	429794	2495	268101	370	98796	140	1925	33	1192	46442	799808
25	Jhabua	8372	38415	137	11788	17	3354	85	175	1	1	8612	53733
26	Katni	11625	102080	575	40164	128	35644	67	365	14	362	12409	178615
27	Khargone	14022	88532	716	59486	58	23954	94	220	2	2	14892	172194
28	Maihar	6500	38000	350	32000	35	7000	10	25	25	300	6920	77325
29	Mandla	6564	26309	222	13583	0	0	30	45	2	306	6818	40243
30	Mandsaur	16406	115042	789	69892	28	1715	18	19	10	43	17251	186711
31	Mauganj	2615	10404	18	310	1	20	18	38	0	0	2652	10772
32	Morena	8446	90106	538	50976	60	18235	14	100	36	7908	9094	167325
33	Narsimhapur	13363	116905	503	21526	59	3568	105	356	4	524	14034	142879
34	Neemuch	10771	72115	510	51807	66	10454	56	160	4	193	11407	134729
35	Niwari	4011	7025	123	1353	6	110	25	103	3	5	4168	8596
36	Pandhurna	4427	21574	99	11289	8	2535	181	159	3	225	4718	35782
37	Panna	12806	19772	85	3446	4	22	28	48	2	5	12925	23293
38	Raisen	19005	79886	434	43180	46	26054	54	412	19	503	19558	150035
39	Rajgarh	4196	94416	502	40078	27	1674	182	542	4	218	4911	136928
40	Ratlam	20626	240997	1439	99363	168	99942	45	139	16	914	22294	441355
41	Rewa	7730	133267	498	58124	45	13508	60	327	3	19	8336	205245
42	Sagar	23896	134838	752	59802	91	10663	138	510	16	410	24893	206223
43	Satna	18000	122000	700	72000	130	38000	45	250	10	150	18885	232400
44	Sehore	23529	89664	538	36342	36	4024	120	288	14	122	24237	130440
45	Seoni	11827	56330	483	27036	28	3293	104	158	6	503	12448	87320
46	Shahdol	9826	49235	294	22412	44	2867	14	22	10	489	10188	75025
47	Shajapur	16437	59820	343	25967	6	1347	82	146	3	8	16871	87288
48	Sheopur	20589	18546	156	11814	4	846	22	54	0	0	20771	31260
49	Shivpuri	13077	66678	506	40358	14	2150	62	342	13	1279	13672	110807
50	Sidhi	9261	28530	172	11794	4	900	64	114	2	10	9503	41348
51	Singrauli	7200	50000	275	21000	20	1800	15	115	3	8	7513	72923
52	Tikamgarh	9030	37448	190	13331	15	3006	194	928	2	184	9431	54897
53	Ujjain	41722	211536	1519	163566	187	32920	61	242	16	52	43505	408316
54	Umaria	4428	11951	105	4829	6	400	0	0	8	237	4547	17417
55	Vidisha	13266	70820	564	32307	24	1390	76	121	10	1100	13940	105737
	Grand Total	923849	6564129	45755	4433439	9122	2331478	3859	16461	524	51576	983109	13397081

District - wise Annual Credit Plan 2025-26

(Export Credit, Education, Housing & Social Infrastructure)

Amount in lakh

Sr No	District Name	Export Credit		Education		Housing		Social Infrastructure	
		No. of A/c	Amt.	No. of A/c	Amt.	No. of A/c	Amt.	No. of A/c	Amt.
1	Agar-malwa	0	0	142	673	302	1756	6	16
2	Alirajpur	0	0	66	97	217	914	0	0
3	Anuppur	0	0	120	150	426	1300	0	0
4	Ashoknagar	0	0	162	228	456	1452	8	40
5	Balaghat	1	9	448	667	993	5579	2	387
6	Barwani	4	50	365	616	800	4200	4	50
7	Betul	0	0	578	910	806	5035	0	0
8	Bhind	2	1	222	350	399	2200	4	15
9	Bhopal	8	2000	5410	10000	23524	250000	40	6300
10	Burhanpur	0	0	483	734	448	1979	2	16
11	Chhatarpur	0	0	278	569	885	6284	4	48
12	Chhindwara	0	0	384	559	1990	7291	2	4
13	Damoh	0	0	164	275	802	14481	5	10
14	Datia	0	0	126	242	177	1015	20	40
15	Dewas	2	14	900	1191	3224	14996	10	11
16	Dhar	0	0	1025	1238	4326	18960	70	30
17	Dindori	0	0	33	26	367	880	0	0
18	East nimar	0	0	630	807	1754	8630	6	4
19	Guna	0	0	394	702	922	3905	12	38
20	Gwalior	2	129	3048	4490	5015	36900	2	60
21	Harda	2	30	305	504	1854	3018	12	5
22	Hoshangabad	0	0	744	1055	6922	14245	8	25
23	Indore	42	22004	6352	11982	22011	224287	124	2911
24	Jabalpur	2	30	1717	2973	5789	31413	36	517
25	Jhabua	0	0	91	157	573	2250	0	0
26	Katni	2	16	370	596	1118	5660	8	40
27	Khargone	0	0	816	1098	3745	15836	128	1874
28	Maihar	0	0	80	100	400	1600	2	20
29	Mandla	0	0	95	154	525	2707	2	2
30	Mandsaur	0	0	414	661	1259	5107	2	1
31	Mauganj	0	0	48	55	58	350	0	0
32	Morena	0	0	368	425	661	3286	0	0
33	Narsimhapur	0	0	286	480	1030	4500	8	110
34	Neemuch	0	0	307	678	766	3294	14	20
35	Niwari	0	0	55	75	64	358	2	4
36	Pandhurna	0	0	120	365	409	1850	2	90
37	Panna	0	0	110	130	340	669	4	2
38	Raisen	0	0	271	337	4110	9930	0	0
39	Rajgarh	0	0	490	788	1112	3986	17	14
40	Ratlam	0	0	666	984	4951	10600	89	35
41	Rewa	0	0	456	917	1390	13177	4	22
42	Sagar	0	0	608	838	1460	9016	0	0
43	Satna	0	0	500	700	1100	5000	5	20
44	Sehore	0	0	668	1198	2962	10952	8	20
45	Seoni	0	0	204	262	862	4265	10	15
46	Shahdol	0	0	270	396	722	1811	0	0
47	Shajapur	0	0	425	1061	934	6935	8	54
48	Sheopur	0	0	62	126	181	675	10	20
49	Shivpuri	0	0	282	325	896	2696	0	0
50	Sidhi	0	0	105	188	206	1538	4	24
51	Singrauli	0	0	190	300	110	600	0	0
52	Tikamgarh	0	0	114	164	345	2855	0	0
53	Ujjain	4	800	1212	2047	4240	20581	20	1111
54	Umaria	0	0	155	385	147	669	6	100
55	Vidisha	0	0	520	715	2074	6163	100	75
	Grand Total	71	25083	34454	57743	123159	819636	830	14200

District - wise Annual Credit Plan 2025-26

(Renewable Energy, OPS, Total Priority Sector & Weaker Section)

Amount in lakh

Sr No	District Name	Renewable Energy		Others under Priority Sector		Total Priority Sector		Loans to Weaker Section	
		No. of A/c	Amt.	No. of A/c	Amt.	No. of A/c	Amt.	No. of A/c	Amt.
1	Agar-malwa	100	240	2150	1524	166271	313168	45232	68078
2	Alirajpur	0	0	5228	6368	85353	51046	16726	20466
3	Anuppur	2	4	6372	4424	37764	62985	22225	24378
4	Ashoknagar	12	24	8814	5475	83392	229762	50274	97506
5	Balaghat	15	33	8759	9428	138989	313146	58912	76155
6	Barwani	50	100	6660	9500	156555	366500	46600	73300
7	Betul	0	0	8942	5935	216036	426632	106200	112683
8	Bhind	0	0	906	1678	71530	161217	30846	48866
9	Bhopal	64	6000	20180	20000	311050	2675500	161264	250000
10	Burhanpur	4	12	6198	5456	85582	243780	33299	59312
11	Chhatarpur	20	40	7391	3709	113260	283934	67356	75531
12	Chhindwara	0	0	18283	15569	259542	573309	126523	158843
13	Damoh	12	24	5890	3940	117324	211847	54328	68708
14	Datia	14	30	2825	2406	80495	136148	39272	61056
15	Dewas	60	102	9127	7151	405873	918274	198492	234649
16	Dhar	30	60	12616	13252	397212	893302	175368	244953
17	Dindori	0	0	3996	3511	36548	50982	21491	25169
18	East nimar	40	150	6679	6840	354275	536453	251776	143300
19	Guna	15	45	8495	4671	117226	407228	52299	109456
20	Gwalior	22	155	15776	13885	162639	1168567	88270	112492
21	Harda	28	52	5552	3812	210002	320417	71740	131659
22	Hoshangabad	20	32	11824	8714	293633	779616	162946	205678
23	Indore	272	3247	47618	39662	478915	5501947	221341	409055
24	Jabalpur	6	51	27296	15453	334001	1235287	101265	218927
25	Jhabua	4	8	9928	12738	169947	160089	28175	63823
26	Katni	20	80	9517	12167	86492	371807	49870	53761
27	Khargone	7	13	9612	11873	369026	825465	124589	181556
28	Maihar	0	0	4200	2500	53812	134245	40000	40000
29	Mandla	2	2	6496	5709	64230	118897	35222	41357
30	Mandsaur	0	0	11451	8120	289322	612067	104436	239346
31	Mauganj	8	20	1792	3100	32461	29007	12325	9012
32	Morena	0	0	2917	4230	63478	326029	38044	64747
33	Narsimhapur	6	13	10629	8613	245686	535000	128687	150550
34	Neemuch	40	80	7549	7356	175114	328572	58499	94858
35	Niwari	2	4	2	16	28296	26713	15562	15540
36	Pandhurna	24	140	3765	3260	53819	128028	19749	27733
37	Panna	8	16	3140	1724	68768	74939	27792	28500
38	Raisen	0	0	12220	10212	411037	581673	184306	196518
39	Rajgarh	12	24	10017	10432	334667	546375	153170	194538
40	Ratlam	2	3	10701	6871	279830	899857	139137	186965
41	Rewa	20	42	7294	11958	158393	364931	54164	80109
42	Sagar	2	5	12408	6091	332667	610590	196125	213644
43	Satna	0	0	7500	4000	126660	392670	68000	78000
44	Sehore	70	200	8071	8038	319142	700655	135710	202984
45	Seoni	15	30	10992	14160	280581	354701	196406	249428
46	Shahdol	0	0	12144	6440	74230	136551	44315	38686
47	Shajapur	10	18	4786	4151	282480	536481	107967	173738
48	Sheopur	14	28	2268	12785	94219	129095	20105	39058
49	Shivpuri	12	22	9606	10171	82133	257601	50862	76065
50	Sidhi	8	16	2007	1802	50193	80829	16842	26684
51	Singrauli	0	0	60	210	23923	102533	17000	25000
52	Tikamgarh	15	33	1778	933	83233	120078	54852	51110
53	Ujjain	60	158	20747	22572	451326	1289518	232395	318070
54	Umaria	25	100	6935	4446	64551	52218	26809	29630
55	Vidisha	58	7144	7812	9584	321851	686139	102256	177434
Grand Total		1230	18600	485921	438625	10185044	29374403	4687416	6398664

District - wise Annual Credit Plan 2025-26

(Non Priority Sector)

Amount in lakh

Sr No	District Name	Agriculture		Education		Housing		Personal Loan		Others		Total Non-Priority	
		No. of A/c	Amt.	No. of A/c	Amt.	No. of A/c	Amt.	No. of A/c	Amt.	No. of A/c	Amt.	No. of A/c	Amt.
1	Agar-malwa	362	1182	10	86	312	3472	1617	6364	10819	29708	13120	40812
2	Alirajpur	9	480	3	45	147	1390	1323	6885	3858	16924	5340	25724
3	Anuppur	18	118	12	144	202	2015	1978	12533	11082	33401	13292	48211
4	Ashoknagar	437	1141	34	476	226	2944	1980	8187	13598	46630	16275	59378
5	Balaghat	146	2912	30	549	855	9194	2846	16095	19648	68393	23525	97143
6	Barwani	80	1100	30	300	650	6800	2500	8800	20000	67700	23260	84700
7	Betul	125	978	46	429	538	9080	4270	18383	31627	99700	36606	128570
8	Bhind	133	1432	8	107	244	4121	2444	8025	17710	72901	20539	86586
9	Bhopal	1553	294000	1180	10000	13712	420000	33536	150000	324688	1100000	374669	1974000
10	Burhanpur	132	2433	21	240	629	7358	2330	7613	14208	57184	17320	74828
11	Chhatarpur	280	3115	28	280	790	9252	2366	8812	22324	79548	25788	101007
12	Chhindwara	300	6858	54	519	1034	16520	6755	27808	41856	114555	49999	166260
13	Damoh	188	2438	6	88	800	9050	1510	6804	14504	55699	17008	74079
14	Datia	147	1282	10	82	494	5008	2048	7094	11042	41687	13741	55153
15	Dewas	734	4997	47	637	1963	36220	6631	22742	52391	148620	61766	213216
16	Dhar	785	10058	52	666	2062	24736	8926	30954	60001	193549	71826	259963
17	Dindori	22	111	3	55	34	873	1343	7800	5970	18142	7372	26981
18	East nimar	241	1912	27	494	1406	16400	4305	15468	31240	115726	37219	150000
19	Guna	374	5697	18	141	696	9144	3720	13632	33846	105390	38654	134004
20	Gwalior	280	5084	246	2221	2507	61691	15335	66475	72197	304118	90565	439589
21	Harda	450	1970	16	295	556	6290	3415	10940	19872	35320	24309	54815
22	Hoshangabad	784	6273	36	346	2210	16733	6882	22980	46268	116430	56180	162762
23	Indore	1125	73500	2100	30000	19438	444547	45178	198949	411902	2997004	479743	3744000
24	Jabalpur	839	12344	306	4210	4961	99025	15827	82130	122116	810870	144049	1008579
25	Jhabua	68	2099	21	239	627	7418	2225	12646	11517	99567	14458	121969
26	Katni	71	678	35	558	1133	15659	3484	15098	26960	93230	31683	125223
27	Khargone	470	6617	41	711	1672	20027	7954	31835	43410	112811	53547	172001
28	Maihar	200	250	10	50	300	1800	1500	6500	15000	35000	17010	43600
29	Mandla	46	289	6	111	380	3248	1733	9154	9988	37425	12153	50227
30	Mandsaur	752	12425	28	321	949	11891	4345	16469	36155	117256	42229	158362
31	Mauganj	8	66	1	6	34	381	645	3341	1826	7647	2514	11441
32	Morena	119	3450	17	126	535	6064	4902	15251	22496	104811	28069	129702
33	Narsimhapur	454	1555	12	135	487	5676	2976	12607	19475	41718	23404	61691
34	Neemuch	429	6940	28	430	660	9814	3610	13364	23392	100390	28119	130938
35	Niwari	55	505	5	46	92	1008	248	948	4068	16984	4468	19491
36	Pandhurna	49	678	12	291	89	2197	1157	3883	5694	13253	7001	20302
37	Panna	115	660	4	20	148	1500	1102	5690	9224	32008	10593	39878
38	Raisen	318	3170	36	560	1574	12677	3742	13580	28350	56128	34020	86115
39	Rajgarh	548	3680	20	262	1652	8490	4475	14654	34464	94098	41159	121184
40	Ratlam	790	5767	59	850	1057	20286	6931	25626	47750	202193	56587	254722
41	Rewa	71	856	48	692	1876	26715	5732	33439	34774	127928	42501	189630
42	Sagar	1262	40673	69	643	1314	14688	5595	25469	44781	119893	53021	201366
43	Satna	500	800	30	450	1000	12000	4000	18000	30000	150000	35530	181250
44	Sehore	741	7721	32	455	925	12574	6098	21418	35155	76365	42951	118533
45	Seoni	306	7339	18	268	804	9442	3758	16346	20796	74448	25682	107843
46	Shahdol	64	462	8	159	594	6958	2522	13134	14874	57555	18062	78268
47	Shajapur	548	4367	22	231	444	5179	4114	13069	24737	60566	29865	83412
48	Sheopur	158	420	5	20	84	1014	1115	4604	5288	21220	6650	27278
49	Shivpuri	316	2278	11	158	400	5408	2326	10110	23407	92794	26460	110748
50	Sidhi	74	787	6	108	202	2520	2612	16192	10335	34570	13229	54177
51	Singrauli	10	20	25	350	200	3000	3000	22000	13000	73500	16235	98870
52	Tikamgarh	124	2674	15	225	205	3164	1048	5204	11627	39853	13019	51120
53	Ujjain	920	5210	130	2072	3192	56128	11219	41867	84530	242254	99991	347531
54	Umaria	0	0	3	18	100	845	1542	5961	5348	20639	6993	27463
55	Vidisha	1274	5636	44	602	814	8043	5234	15484	26169	72132	33535	101897
	Grand Total	20404	569487	5124	63577	80009	1517677	290009	1228416	2137357	9157435	2532903	12536592

Block - wise Annual Credit Plan 2025-26

(Agriculture)

(Agriculture)											
										Amount in lakh	
District with Block Name		Farm Credit		Crop Loan out of Fram		Agriculture		Ancillary Activities		Total Agriculture	
		No. of A/c	Amt.	No. of A/c	Amt.	No. of A/c	Amt.	No. of A/c	Amt.	No. of A/c	Amt.
Agar-malwa		153140	233852.00	132885	201644.00	15	52.00	1374	15309.00	154529	249213.00
Block	Agar	64253	107916.00	52389	85452.00	11	42.00	618	13059.00	64882	121017.00
	Barod	22931	31460.00	18406	26917.00	2	5.00	323	889.00	23256	32354.00
	Nalkhera	24528	34849.00	23196	33235.00	1	1.00	114	414.00	24643	35264.00
	Susner	41428	59627.00	38894	56040.00	1	4.00	319	947.00	41748	60578.00
Alirajpur		76389	26116.00	71471	19452.00	8	72.00	161	2800.00	76558	28988.00
Block	Alirajpur	20711	9564.00	18285	6769.00	8	72.00	113	1824.00	20832	11460.00
	Bhavra	14541	3526.00	14156	2747.00	0	0.00	2	9.00	14543	3535.00
	Jobat	12502	4487.00	11326	2776.00	0	0.00	29	941.00	12531	5428.00
	Katthiwada	3568	2208.00	3382	1877.00	0	0.00	10	22.00	3578	2230.00
	Sondwa	11636	2769.00	11329	2406.00	0	0.00	0	0.00	11636	2769.00
	Udaigarh	13431	3562.00	12993	2877.00	0	0.00	7	4.00	13438	3566.00
Anuppur		24118	28110.00	11473	13200.00	10	25.00	152	2059.00	24280	30194.00
Block	Anuppur	9905	12057.00	3348	4730.00	0	0.00	99	1330.00	10004	13387.00
	Jaithari	4585	5750.00	2528	2455.00	8	23.00	12	334.00	4605	6107.00
	Kotma	3536	4139.00	2660	3037.00	2	2.00	35	349.00	3573	4490.00
	Pushparajgarh	6092	6164.00	2937	2978.00	0	0.00	6	46.00	6098	6210.00
Ashoknagar		63474	146851.00	47440	112100.00	82	1878.00	938	8296.00	64494	157025.00
Block	Ashoknagar	45267	110346.00	32258	80649.00	78	1788.00	872	7881.00	46217	120015.00
	Chanderi	6287	11954.00	4393	8824.00	2	35.00	46	290.00	6335	12279.00
	Isagarh	5599	12417.00	5376	11911.00	1	26.00	5	29.00	5605	12472.00
	Mungaoli	6321	12134.00	5413	10716.00	1	29.00	15	96.00	6337	12259.00
Balaghat		114009	133043.00	78468	93091.00	219	880.00	1023	38000.00	115251	171923.00
Block	Baihar	5948	8392.00	4278	6626.00	0	0.00	6	32.00	5954	8424.00
	Balaghat	19525	28735.00	8774	11676.00	46	107.00	393	15669.00	19964	44511.00
	Birsa	3690	4856.00	3595	4699.00	12	338.00	0	0.00	3702	5194.00
	Katang	16391	17375.00	11285	12327.00	3	22.00	37	1845.00	16431	19242.00
	Khairlanji	4582	5398.00	4323	5031.00	3	4.00	37	103.00	4622	5505.00
	Kirnapur	6898	8165.00	5684	6738.00	88	243.00	59	31.00	7045	8439.00
	Lalbarra	20231	19521.00	14458	13808.00	16	63.00	18	98.00	20265	19682.00
	Lanji	13340	13400.00	10195	10563.00	3	5.00	343	499.00	13686	13904.00
	Paraswada	516	707.00	375	564.00	0	0.00	2	3.00	518	710.00
Block	Waraseoni	22888	26494.00	15501	21059.00	48	98.00	128	19720.00	23064	46312.00
Barwani		136380	161550.00	95000	127400.00	120	1120.00	1380	75034.00	137880	237704.00
Block	Barwani	35158	73239.00	23939	47157.00	39	300.00	692	36734.00	35889	110273.00
	Niwali	2601	2609.00	1510	2524.00	1	57.00	5	1453.00	2607	4119.00
	Pansemal	10837	11388.00	5954	10074.00	31	312.00	148	13050.00	11016	24750.00
	Pati	7181	5668.00	4072	5215.00	1	4.00	57	241.00	7239	5913.00
	Rajpur	28172	21125.00	21046	20122.00	2	97.00	59	2568.00	28233	23790.00
	Sendhwa	29312	28442.00	25304	24588.00	32	297.00	275	14629.00	29619	43368.00
	Thikri	23119	19079.00	13175	17720.00	14	53.00	144	6359.00	23277	25491.00
Betul		188733	231201.00	111103	165554.00	868	32597.00	2534	12842.00	192135	276640.00
Block	Amla	17504	20420.00	10993	13065.00	78	2326.00	275	579.00	17857	23325.00
	Athner	16341	20282.00	9671	17249.00	23	5211.00	19	33.00	16383	25526.00
	Betul	40585	56163.00	20702	31947.00	446	5110.00	909	8612.00	41940	69885.00
	Bhainsdehi	25348	30405.00	14799	24105.00	53	4513.00	153	270.00	25554	35188.00
	Bhimpur	1850	2145.00	1825	1815.00	10	908.00	0	0.00	1860	3053.00
	Chicholi	12883	12579.00	7980	8717.00	11	1020.00	132	388.00	13026	13987.00
	Ghoda dongri	14891	16057.00	6447	11828.00	13	1884.00	135	301.00	15039	18242.00
	Multai	41177	52423.00	25971	40541.00	187	5852.00	785	2002.00	42149	60277.00
	Prabhat pattan	6293	7359.00	6111	7190.00	32	3659.00	0	0.00	6325	11018.00
Block	Shahpur	11861	13368.00	6604	9097.00	15	2114.00	126	657.00	12002	16139.00

Block	Bhind	60084	89740.00	39942	62507.00	102	366.00	527	6543.00	60713	96649.00
	Ater	1838	2006.00	1396	1473.00	0	0.00	3	46.00	1841	2052.00
	Bhind	11681	19734.00	6964	10936.00	102	366.00	315	4602.00	12098	24702.00
	Gohad	23881	35528.00	15439	25211.00	0	0.00	70	890.00	23951	36418.00
	Lahar	7262	9954.00	5116	7495.00	0	0.00	52	263.00	7314	10217.00
	Mehgaon	12385	18372.00	9185	14965.00	0	0.00	67	590.00	12452	18962.00
Block	Ron	3037	4146.00	1842	2427.00	0	0.00	20	152.00	3057	4298.00
	Bhopal	175025	470000.00	78448	340000.00	844	42000.00	3662	147000.00	179531	659000.00
	Berasia	45892	57653.00	6588	23270.00	162	1637.00	326	11354.00	46380	70644.00
Block	Phanda	129133	412347.00	71860	316730.00	682	40363.00	3336	135646.00	133151	588356.00
	Burhanpur	67223	135352.00	53877	103836.00	15	318.00	969	10520.00	68207	146190.00
Block	Burhanpur	35341	90277.00	25207	62627.00	14	316.00	721	9471.00	36076	100064.00
	Khaknar	31882	45075.00	28670	41209.00	1	2.00	248	1049.00	32131	46126.00
Block	Chhatarpur	87338	132814.00	67174	96220.00	48	600.00	242	10999.00	87628	144413.00
	Bada-malhera	12973	11631.00	11825	11452.00	0	0.00	3	194.00	12976	11825.00
	Barigarh	4804	4388.00	4379	4332.00	0	0.00	2	55.00	4806	4443.00
	Bijawar	3899	5264.00	3497	5077.00	0	0.00	3	222.00	3902	5486.00
	Buxwaha	5773	4856.00	5267	4761.00	0	0.00	1	111.00	5774	4967.00
	Chhatarpur	33597	72924.00	18956	39301.00	31	465.00	181	8215.00	33809	81604.00
	Laundi	4019	5215.00	3509	4760.00	1	18.00	4	256.00	4024	5489.00
	Nowgong	11714	15389.00	10411	14194.00	8	42.00	36	1709.00	11758	17140.00
	Rajnagar	10559	13147.00	9330	12343.00	8	75.00	12	237.00	10579	13459.00
Block	Chhindwara	213529	266923.00	115306	177133.00	90	1151.00	1490	23468.00	215109	291542.00
	Amarwara	26092	31150.00	17087	23402.00	2	407.00	6	57.00	26100	31614.00
	Bichhua	13278	14217.00	9732	11568.00	2	89.00	6	13.00	13286	14319.00
	Chaurai	43534	49105.00	24006	35298.00	44	75.00	98	2883.00	43676	52063.00
	Chhindwara	76110	104585.00	24953	53027.00	22	547.00	786	19546.00	76918	124678.00
	Harrai	5100	5061.00	2865	3328.00	0	0.00	0	0.00	5100	5061.00
	Jamai	10730	13563.00	7607	9992.00	3	1.00	149	217.00	10882	13781.00
	Mohkhed	15835	20231.00	12933	17569.00	12	14.00	97	117.00	15944	20362.00
	Parasia	21728	27339.00	15297	21614.00	5	18.00	305	590.00	22038	27947.00
Block	Tamia	1122	1672.00	826	1335.00	0	0.00	43	45.00	1165	1717.00
	Damoh	99416	131376.00	86508	109717.00	38	216.00	608	6502.00	100062	138094.00
	Batiyagarh	7778	6955.00	7267	6595.00	0	0.00	4	42.00	7782	6997.00
	Damoh	35005	61095.00	26885	43421.00	28	142.00	265	3929.00	35298	65166.00
	Hatta	18436	20121.00	16753	18338.00	2	19.00	94	782.00	18532	20922.00
	Jabera	10132	12023.00	9462	11665.00	2	22.00	99	705.00	10233	12750.00
	Patera	6418	7373.00	5981	7031.00	1	7.00	34	251.00	6453	7631.00
	Pathariya	13468	15710.00	12511	14897.00	2	21.00	101	726.00	13571	16457.00
Block	Tendukheda	8179	8099.00	7649	7770.00	3	5.00	11	67.00	8193	8171.00
	Datia	69877	81317.00	56662	62241.00	64	146.00	734	9868.00	70675	91331.00
	Bhander	11767	10973.00	9416	8163.00	2	11.00	43	643.00	11812	11627.00
Block	Datia	38696	50751.00	28527	35910.00	59	114.00	673	9079.00	39428	59944.00
	Seondha	19414	19593.00	18719	18168.00	3	21.00	18	146.00	19435	19760.00
Block	Dewas	363664	617528.00	264536	508197.00	73	2568.00	1936	62124.00	365673	682220.00
	Bagli	54921	88691.00	43785	76215.00	4	305.00	221	3721.00	55146	92717.00
	Dewas	126446	236094.00	70343	174185.00	56	1727.00	1223	50180.00	127725	288001.00
	Kannod	66226	102014.00	55114	90752.00	2	92.00	211	2542.00	66439	104648.00
	Khategaon	56186	93619.00	46269	81330.00	4	187.00	124	2712.00	56314	96518.00
	Sonkatch	33990	54221.00	27031	47269.00	7	257.00	82	1947.00	34079	56425.00
Block	Tonk khurd	25895	42889.00	21994	38446.00	0	0.00	75	1022.00	25970	43911.00

	Dhar	347744	543640.00	246873	386232.00	118	4678.00	2734	45644.00	350596	593962.00
<i>Bblock</i>	Badnawar	25520	39682.00	21626	31216.00	7	71.00	229	2752.00	25756	42505.00
	Bagh	5292	7323.00	4589	5818.00	1	8.00	49	202.00	5342	7533.00
	Dahi	8901	11088.00	8032	9390.00	1	8.00	49	202.00	8951	11298.00
	Dhar	177663	297296.00	100450	181515.00	65	2809.00	1457	33597.00	179185	333702.00
	Dharamपुरi	21165	30958.00	14284	22606.00	5	46.00	134	2487.00	21304	33491.00
	Gandhwani	8566	10765.00	7863	9527.00	1	5.00	34	318.00	8601	11088.00
	Kukshi	19276	32761.00	16837	28169.00	7	761.00	135	1614.00	19418	35136.00
	Manawar	21014	42173.00	17466	34440.00	7	68.00	472	3412.00	21493	45653.00
	Nalchha	27126	28674.00	25801	27079.00	20	869.00	17	68.00	27163	29611.00
	Nisarpur	0	0.00	0	0.00	0	0.00	0	0.00	0	0.00
	Sardarpur	19943	26658.00	17812	22394.00	2	21.00	105	784.00	20050	27463.00
	Tirla	6436	7685.00	5929	6779.00	1	2.00	17	68.00	6454	7755.00
	Umarban	6842	8577.00	6184	7299.00	1	10.00	36	140.00	6879	8727.00
	Dindori	27970	31452.00	17193	20735.00	11	485.00	64	187.00	28045	32124.00
<i>Bblock</i>	Amarpur	557	2245.00	390	2194.00	0	0.00	0	0.00	557	2245.00
	Bajag	4466	5504.00	2703	2650.00	2	388.00	6	14.00	4474	5906.00
	Dindori	13759	15082.00	8265	10295.00	7	27.00	37	125.00	13803	15234.00
	Karanjiya	3215	2325.00	2246	2088.00	0	0.00	5	14.00	3220	2339.00
	Mehandwani	0	0.00	0	0.00	0	0.00	0	0.00	0	0.00
	Samnapur	20	38.00	11	24.00	0	0.00	0	0.00	20	38.00
	Shahpura	5953	6258.00	3578	3484.00	2	70.00	16	34.00	5971	6362.00
	East nimar	327078	273534.00	277104	159066.00	215	5186.00	1827	61302.00	329120	340022.00
<i>Bblock</i>	Baladi	14677	13692.00	13790	9436.00	4	7.00	1	2.00	14682	13701.00
	Chhaigaon makt	40984	26965.00	37580	17358.00	1	27.00	137	1519.00	41122	28511.00
	Harsud	32754	19195.00	30278	12941.00	2	24.00	44	469.00	32800	19688.00
	Khalwa	51313	33438.00	47031	21477.00	3	38.00	168	2045.00	51484	35521.00
	Khandwa	111158	121917.00	79541	61339.00	148	4906.00	1009	52076.00	112315	178899.00
	Pandhana	35463	28463.00	31771	17530.00	32	89.00	271	2615.00	35766	31167.00
	Punasa	40729	29864.00	37113	18985.00	25	95.00	197	2576.00	40951	32535.00
	Guna	93471	201322.00	60017	132925.00	125	734.00	1289	25440.00	94885	227496.00
<i>Bblock</i>	Aron	7591	14972.00	6523	12893.00	1	12.00	10	89.00	7602	15073.00
	Bamori	7478	14764.00	6452	12740.00	2	13.00	8	61.00	7488	14838.00
	Chachaura	17801	35769.00	14197	29428.00	63	169.00	241	857.00	18105	36795.00
	Guna	60601	135817.00	32845	77864.00	59	540.00	1030	24433.00	61690	160790.00
	Raghogarh	0	0.00	0	0.00	0	0.00	0	0.00	0	0.00
	Gwalior	85113	147618.00	35278	69564.00	424	3300.00	1637	111080.00	87174	261998.00
<i>Bblock</i>	Bhitarwar	40959	44011.00	8860	15822.00	9	60.00	153	4882.00	41121	48953.00
	Dabra	18726	41155.00	11270	24742.00	278	1074.00	295	23448.00	19299	65677.00
	Ghatigaon	16234	36333.00	8921	17565.00	12	350.00	749	23691.00	16995	60374.00
	Morar	9194	26119.00	6227	11435.00	125	1816.00	440	59059.00	9759	86994.00
	Harda	178121	239754.00	109156	182079.00	93	1541.00	15088	15875.00	193302	257170.00
<i>Bblock</i>	Harda	109774	155297.00	59533	115796.00	54	1355.00	7635	12316.00	117463	168968.00
	Khirkiya	28952	36207.00	21372	29234.00	1	13.00	458	576.00	29411	36796.00
	Timarni	39395	48250.00	28251	37049.00	38	173.00	6995	2983.00	46428	51406.00
	Hoshangabad	255267	434596.00	141045	305888.00	474	3382.00	1554	111824.00	257295	549802.00
<i>Bblock</i>	Babai	28678	46167.00	13296	32066.00	12	308.00	60	978.00	28750	47453.00
	Bankhedi	15978	18597.00	10118	12135.00	21	62.00	14	4161.00	16013	22820.00
	Hoshangabad	72350	116989.00	31077	72828.00	117	693.00	243	11242.00	72710	128924.00
	Kesla	25583	43917.00	18043	35313.00	69	547.00	380	18773.00	26032	63237.00
	Pipariya	37279	76491.00	16723	51139.00	183	1643.00	371	73750.00	37833	151884.00
	Seoni-malwa	57256	98034.00	41250	80512.00	27	60.00	229	2062.00	57512	100156.00
	Sohagpur	18143	34401.00	10538	21895.00	45	69.00	257	858.00	18445	35328.00

	Indore	261630	521503.00	147647	338396.00	272	32986.00	6694	728582.00	268596	1283071.00
Block	Depalpur	55986	82304.00	28544	53252.00	27	2439.00	304	22937.00	56317	107680.00
	Indore	168414	386105.00	94286	245302.00	225	28448.00	5986	659753.00	174625	1074306.00
	Mhow	21173	28595.00	12922	20378.00	11	1250.00	167	16300.00	21351	46145.00
	Sawer	16057	24499.00	11895	19464.00	9	849.00	237	29592.00	16303	54940.00
	Jabalpur	249195	311368.00	73498	152801.00	383	2515.00	3135	71159.00	252713	385042.00
Block	Jabalpur	42249	96719.00	13997	39070.00	171	1665.00	2157	63125.00	44577	161509.00
	Kundam	4343	4214.00	3447	2846.00	0	0.00	306	960.00	4649	5174.00
	Majholi	8434	15219.00	6555	11490.00	10	89.00	2	0.00	8446	15308.00
	Panagar	123808	71598.00	5813	11318.00	4	58.00	242	999.00	124054	72655.00
	Patan	23132	46643.00	15724	35344.00	18	144.00	279	534.00	23429	47321.00
	Shahpura	15858	36465.00	10847	25724.00	7	59.00	17	249.00	15882	36773.00
	Sihora	31371	40510.00	17115	27009.00	173	500.00	132	5292.00	31676	46302.00
	Jhabua	150348	88498.00	120142	52711.00	16	171.00	375	2534.00	150739	91203.00
Block	Jhabua	23657	23210.00	13208	8617.00	1	4.00	73	1275.00	23731	24489.00
	Meghnagar	26739	14507.00	22747	10248.00	3	118.00	58	97.00	26800	14722.00
	Petlawad	59914	37757.00	49277	25265.00	12	49.00	190	1111.00	60116	38917.00
	Rama	13645	3379.00	13243	2541.00	0	0.00	0	0.00	13645	3379.00
	Ranapur	9795	3275.00	8843	2188.00	0	0.00	13	20.00	9808	3295.00
	Thandla	16598	6370.00	12824	3852.00	0	0.00	41	31.00	16639	6401.00
	Katni	62076	74672.00	34563	42677.00	69	1527.00	903	98434.00	63048	174633.00
Block	Badwara	3884	2966.00	3019	2111.00	1	13.00	8	1132.00	3893	4111.00
	Bahoriband	9691	7636.00	7047	4733.00	2	53.00	11	1614.00	9704	9303.00
	Dhimar kheda	5006	4438.00	3450	2550.00	1	35.00	6	1633.00	5013	6106.00
	Katni	31416	49008.00	11999	25846.00	58	1253.00	850	90084.00	32324	140345.00
	Rithi	4894	5931.00	2946	3265.00	2	51.00	9	1266.00	4905	7248.00
	Vijayraghavgarh	7185	4693.00	6102	4172.00	5	122.00	19	2705.00	7209	7520.00
	Khargone	337704	542752.00	281994	448674.00	98	1328.00	2024	78497.00	339826	622577.00
Block	Barwah	53581	88195.00	47921	76344.00	21	306.00	354	12230.00	53956	100731.00
	Bhagvanpura	8188	14701.00	6900	11981.00	0	0.00	48	458.00	8236	15159.00
	Bhikangaon	30644	47672.00	27413	42027.00	9	78.00	171	5197.00	30824	52947.00
	Gogawan	14297	19692.00	13046	18035.00	0	0.00	38	226.00	14335	19918.00
	Kasrawad	32383	46277.00	29407	42457.00	1	11.00	66	2474.00	32450	48762.00
	Khargone	155372	256992.00	118943	197535.00	58	909.00	1120	56143.00	156550	314044.00
	Maheshwar	26361	46571.00	22769	39010.00	9	24.00	201	1633.00	26571	48228.00
	Segaon	5376	6850.00	5070	6732.00	0	0.00	1	12.00	5377	6862.00
	Ziranya	11502	15802.00	10525	14553.00	0	0.00	25	124.00	11527	15926.00
	Maihar	42000	46000.00	23000	32000.00	10	200.00	200	6500.00	42210	52700.00
Block	Amarpatan	7056	7728.00	3864	5376.00	0	0.00	33	1092.00	7089	8820.00
	Maihar	29904	32752.00	16376	22784.00	10	200.00	143	4628.00	30057	37580.00
	Ramnagar	5040	5520.00	2760	3840.00	0	0.00	24	780.00	5064	6300.00
	Mandla	49554	59053.00	26622	33967.00	38	351.00	700	10676.00	50292	70080.00
Block	Bichhiya	5577	6484.00	3427	4290.00	12	35.00	167	206.00	5756	6725.00
	Bijadandi	113	68.00	77	49.00	0	0.00	259	610.00	372	678.00
	Ghughari	2795	3104.00	1073	924.00	0	0.00	7	23.00	2802	3127.00
	Mandla	21286	26756.00	10717	14345.00	16	296.00	228	9487.00	21530	36539.00
	Mawai	1476	1565.00	1323	1548.00	0	0.00	0	0.00	1476	1565.00
	Mohgaon	2248	3285.00	2003	3172.00	0	0.00	0	0.00	2248	3285.00
	Nainpur	12231	13664.00	5773	7074.00	10	20.00	22	310.00	12263	13994.00
	Narayanganj	2741	2895.00	1569	1916.00	0	0.00	15	38.00	2756	2933.00
	Niwas	1087	1232.00	660	649.00	0	0.00	2	2.00	1089	1234.00
	Mandsaur	257633	366474.00	170668	260716.00	132	1089.00	1180	43904.00	258945	411467.00
Block	Bhanpura	22633	40445.00	14852	33216.00	20	420.00	150	708.00	22803	41573.00
	Garoth	36130	53717.00	24486	41686.00	4	30.00	60	994.00	36194	54741.00
	Malhargarh	44621	68703.00	25712	37098.00	0	0.00	76	6725.00	44697	75428.00
	Mandsaur	76582	126285.00	50160	84351.00	104	638.00	844	35176.00	77530	162099.00
	Sitamau	77667	77324.00	55458	64365.00	4	1.00	50	301.00	77721	77626.00
	Mauganj	27876	14331.00	17337	12380.00	2	294.00	25	85.00	27903	14710.00
Block	Hanumana	9672	4953.00	6013	4296.00	0	59.00	6	19.00	9678	5031.00
	Mauganj	12960	6682.00	8061	5754.00	2	235.00	12	43.00	12974	6960.00
	Naigarhi	5244	2696.00	3263	2330.00	0	0.00	7	23.00	5251	2719.00

	Morena	49666	81543.00	36413	61945.00	81	610.00	691	68610.00	50438	150763.00
<i>Bblock</i>	Ambah	7519	12332.00	4388	7870.00	12	12.00	68	4528.00	7599	16872.00
	Joura	6023	9645.00	4647	7710.00	0	0.00	34	405.00	6057	10050.00
	Kailaras	6940	9747.00	4610	6473.00	5	109.00	31	1077.00	6976	10933.00
	Morena	17038	30931.00	13122	24521.00	60	477.00	497	60548.00	17595	91956.00
	Pahadgarh	1423	2638.00	1157	2357.00	0	0.00	2	38.00	1425	2676.00
	Porsa	4422	7171.00	2908	4575.00	2	6.00	28	1739.00	4452	8916.00
	Sabalgarh	6301	9079.00	5581	8439.00	2	6.00	31	275.00	6334	9360.00
	Narsimhapur	218134	340849.00	144151	241427.00	78	700.00	1481	36856.00	219693	378405.00
<i>Bblock</i>	Babai chichali	36673	28850.00	30541	25194.00	0	0.00	2	5.00	36675	28855.00
	Chawarpatha	24981	26397.00	19794	19494.00	2	1.00	116	683.00	25099	27081.00
	Gotegaon	37050	59136.00	25585	39746.00	27	102.00	73	390.00	37150	59628.00
	Kareli	32772	63840.00	22925	44425.00	16	59.00	512	9311.00	33300	73210.00
	Narsimhapur	62428	96460.00	28186	58056.00	29	479.00	673	16316.00	63130	113255.00
	Sainkheda	24230	66166.00	17120	54512.00	4	59.00	105	10151.00	24339	76376.00
	Neemuch	154053	156572.00	120171	117964.00	12	130.00	966	25713.00	155031	182415.00
<i>Bblock</i>	Jawad	38459	27062.00	33305	24379.00	1	16.00	22	471.00	38482	27549.00
	Manasa	44631	31662.00	37983	26900.00	1	8.00	25	732.00	44657	32402.00
	Neemuch	70963	97848.00	48883	66685.00	10	106.00	919	24510.00	71892	122464.00
	Niwari	23977	17023.00	22752	13309.00	8	530.00	18	107.00	24003	17660.00
<i>Bblock</i>	Niwari	13460	9566.00	12719	7399.00	6	283.00	12	76.00	13478	9925.00
	Prithvipur	10517	7457.00	10033	5910.00	2	247.00	6	31.00	10525	7735.00
	Pandhurna	43912	67439.00	43043	48337.00	46	204.00	823	18898.00	44781	86541.00
<i>Bblock</i>	Pandhurna	27453	40164.00	26968	30909.00	14	79.00	358	10696.00	27825	50939.00
	Sausar	16459	27275.00	16075	17428.00	32	125.00	465	8202.00	16956	35602.00
	Panna	52027	47868.00	43296	38419.00	62	72.00	152	1165.00	52241	49105.00
<i>Bblock</i>	Ajaigarh	3147	3047.00	2642	2556.00	1	1.00	9	67.00	3157	3115.00
	Gunnor	16421	12272.00	14234	10380.00	1	5.00	25	238.00	16447	12515.00
	Panna	13747	18499.00	10582	14333.00	59	61.00	92	657.00	13898	19217.00
	Pawai	12068	8833.00	10013	6690.00	1	5.00	15	124.00	12084	8962.00
	Shahnagar	6644	5217.00	5825	4460.00	0	0.00	11	79.00	6655	5296.00
	Raisen	373902	377873.00	198290	230473.00	81	3568.00	895	29718.00	374878	411159.00
<i>Bblock</i>	Badi	87780	88620.00	46550	54108.00	15	669.00	198	6962.00	87993	96251.00
	Begamganj	16274	16809.00	8628	10030.00	7	340.00	36	1290.00	16317	18439.00
	Gairatganj	25447	26812.00	13494	16185.00	6	311.00	57	2019.00	25510	29142.00
	Obaidallaganj	112222	113142.00	59531	69679.00	21	745.00	302	8963.00	112545	122850.00
	Sanchi	87517	85381.00	46402	52939.00	19	868.00	199	6942.00	87735	93191.00
	Silwani	27052	28580.00	14346	16675.00	7	334.00	62	2145.00	27121	31059.00
	Udaipura	17610	18529.00	9339	10857.00	6	301.00	41	1397.00	17657	20227.00
	Rajgarh	316842	385548.00	264774	298488.00	8	410.00	1258	8245.00	318108	394203.00
<i>Bblock</i>	Biaora	73173	109489.00	56164	69664.00	6	325.00	453	4589.00	73632	114403.00
	Khilchipur	31570	36286.00	28987	31978.00	0	0.00	89	328.00	31659	36614.00
	Narsinghgarh	62474	64261.00	56069	57570.00	0	0.00	120	448.00	62594	64709.00
	Rajgarh	56346	73659.00	41798	48869.00	1	38.00	418	2222.00	56765	75919.00
	Sarangpur	60959	65678.00	52927	58531.00	1	47.00	98	365.00	61058	66090.00
	Zirapur	32320	36175.00	28829	31876.00	0	0.00	80	293.00	32400	36468.00
	Ratlam	239180	365069.00	140980	249202.00	46	2478.00	1901	72462.00	241127	440009.00
<i>Bblock</i>	Alot	51353	73098.00	36831	53317.00	12	188.00	164	5187.00	51529	78473.00
	Bajna	21414	19349.00	6973	7745.00	0	0.00	48	5101.00	21462	24450.00
	Jaora	57266	93763.00	38650	68841.00	9	1575.00	398	16971.00	57673	112309.00
	Piploda	11295	20994.00	7343	15125.00	0	0.00	11	29.00	11306	21023.00
	Ratlam	83565	137895.00	42888	90289.00	23	706.00	1204	44299.00	84792	182900.00
	Sailana	14287	19970.00	8295	13885.00	2	9.00	76	875.00	14365	20854.00
	Rewa	140035	107097.00	79992	86056.00	30	1250.00	828	25223.00	140893	133570.00
<i>Bblock</i>	Gangev	13199	7672.00	7431	6476.00	1	13.00	43	1082.00	13243	8767.00
	Jawa	12829	5374.00	8511	4873.00	1	4.00	13	367.00	12843	5745.00
	Raipur - karchuli	8626	5373.00	5701	5029.00	1	17.00	52	746.00	8679	6136.00
	Rewa	59929	65752.00	28330	48764.00	23	1175.00	599	20696.00	60551	87623.00
	Sirmour	22196	11282.00	14653	10256.00	2	16.00	48	996.00	22246	12294.00
	Teonthar	23256	11644.00	15366	10658.00	2	25.00	73	1336.00	23331	13005.00

Sagar		292458	369611.00	182728	256505.00	225	1178.00	613	17628.00	293296	388417.00
Block	Banda	18751	15733.00	10359	9636.00	3	86.00	11	5.00	18765	15824.00
	Bina	34970	58547.00	20993	43444.00	9	99.00	129	2049.00	35108	60695.00
	Deori	25050	27668.00	18765	21404.00	3	2.00	18	125.00	25071	27795.00
	Jaisinagar	2315	2322.00	2202	2122.00	0	0.00	1	6.00	2316	2328.00
	Kesli	9422	11108.00	5159	6680.00	0	0.00	23	64.00	9445	11172.00
	Khurai	27565	39376.00	18889	30265.00	17	8.00	18	89.00	27600	39473.00
	Malthon	10528	9966.00	9237	8472.00	109	69.00	4	44.00	10641	10079.00
	Rahatgarh	22413	26714.00	17323	21140.00	6	32.00	31	92.00	22450	26838.00
	Rehli	25526	33527.00	17409	26193.00	4	58.00	29	111.00	25559	33696.00
	Sagar	95431	127643.00	48794	75364.00	74	824.00	349	15043.00	95854	143510.00
	Shahgarh	20487	17007.00	13598	11785.00	0	0.00	0	0.00	20487	17007.00
Satna		98000	120000.00	82000	98000.00	70	550.00	600	30000.00	98670	150550.00
Block	Majhgawan	9359	11460.00	7819	9358.00	4	31.00	55	2865.00	9418	14356.00
	Nagod	16072	19680.00	13454	16072.00	9	73.00	96	4920.00	16177	24673.00
	Rampur-baghela	6027	7380.00	5043	6027.00	2	20.00	35	1845.00	6064	9245.00
	Sohawal	60515	74100.00	50641	60516.00	53	406.00	379	18525.00	60947	93031.00
	Unchehara	6027	7380.00	5043	6027.00	2	20.00	35	1845.00	6064	9245.00
Sehore		281376	528548.00	248926	418312.00	58	3270.00	1692	17989.00	283126	549807.00
Block	Ashta	64397	121246.00	58550	95733.00	11	851.00	307	5369.00	64715	127466.00
	Budni	44391	74949.00	41348	64910.00	6	386.00	184	1923.00	44581	77258.00
	Ichhawar	16774	33373.00	15706	29402.00	9	214.00	242	1046.00	17025	34633.00
	Nasrullaganj	58018	103722.00	49805	79285.00	6	353.00	239	1681.00	58263	105756.00
	Sehore	97796	195258.00	83517	148982.00	26	1466.00	720	7970.00	98542	204694.00
Seoni		254980	238400.00	175749	166902.00	203	687.00	867	9562.00	256050	248649.00
Block	Barghat	17144	12103.00	13682	10379.00	25	63.00	84	356.00	17253	12522.00
	Chhapara	18952	15688.00	13668	11570.00	1	21.00	14	246.00	18967	15955.00
	Dhanora	9746	6437.00	7452	5155.00	1	5.00	1	6.00	9748	6448.00
	Ghansaur	20163	12259.00	16177	10721.00	0	0.00	2	41.00	20165	12300.00
	Keolari	23347	17258.00	17431	13235.00	23	71.00	73	321.00	23443	17650.00
	Kurai	9440	7869.00	7547	6824.00	24	59.00	84	449.00	9548	8377.00
	Lakhnadon	37194	28058.00	27744	21531.00	3	33.00	37	506.00	37234	28597.00
	Seoni	118994	138728.00	72048	87487.00	126	435.00	572	7637.00	119692	146800.00
Shahdol		50666	47900.00	19979	25000.00	16	939.00	224	4040.00	50906	52879.00
Block	Beohari	8719	10197.00	5953	7500.00	2	324.00	24	215.00	8745	10736.00
	Burhar	8008	9520.00	3683	6226.00	4	53.00	13	104.00	8025	9677.00
	Gohparu	964	1040.00	869	1003.00	0	0.00	0	0.00	964	1040.00
	Jaisinghnagar	6742	5813.00	3126	2704.00	0	0.00	15	309.00	6757	6122.00
	Sohagpur	26233	21330.00	6348	7567.00	10	562.00	172	3412.00	26415	25304.00
Shajapur		258407	417328.00	206946	330248.00	162	1268.00	877	18378.00	259446	436974.00
Block	Kalapipal	61669	83374.00	53761	75507.00	5	283.00	111	700.00	61785	84357.00
	Moman badodiy	26641	33552.00	22368	30329.00	8	10.00	72	337.00	26721	33899.00
	Shajapur	83576	158225.00	65254	122028.00	132	613.00	511	14878.00	84219	173716.00
	Shujalpur	86521	142177.00	65563	102384.00	17	362.00	183	2463.00	86721	145002.00

Sheopur		70741	77656.00	64791	65616.00	4	12.00	168	6533.00	70913	84201.00
Block	Karahal	2995	5095.00	2893	4864.00	0	0.00	2	28.00	2997	5123.00
	Sheopur	59841	63807.00	54226	52329.00	3	8.00	157	5527.00	60001	69342.00
	Vijaypur	7905	8754.00	7672	8423.00	1	4.00	9	978.00	7915	9736.00
Shivpuri		56586	122088.00	39299	86224.00	30	642.00	1049	10850.00	57665	133580.00
Block	Badarwas	4079	9416.00	3156	7324.00	2	23.00	14	325.00	4095	9764.00
	Karera	4538	8784.00	3439	6514.00	0	0.00	61	440.00	4599	9224.00
	Khaniyadhana	2291	4177.00	1989	3575.00	1	3.00	6	84.00	2298	4264.00
	Kolaras	5877	11770.00	4272	8485.00	1	33.00	86	521.00	5964	12324.00
	Narwar	2911	5069.00	2517	4320.00	0	0.00	6	91.00	2917	5160.00
	Pichhore	4402	8139.00	3039	5579.00	1	100.00	60	311.00	4463	8550.00
	Pohari	3459	6089.00	3037	5302.00	0	0.00	32	162.00	3491	6251.00
	Shivpuri	29029	68644.00	17850	45125.00	25	483.00	784	8916.00	29838	78043.00
Sidhi		38276	35365.00	24816	26902.00	20	16.00	64	532.00	38360	35913.00
Block	Kusmi	3808	3358.00	2479	1431.00	0	0.00	2	14.00	3810	3372.00
	Majholi	5295	3742.00	3882	3386.00	0	0.00	7	31.00	5302	3773.00
	Rampur naikin	8401	6131.00	5726	5445.00	9	8.00	7	44.00	8417	6183.00
	Sidhi	15864	18387.00	9123	13184.00	11	8.00	40	410.00	15915	18805.00
	Sihawal	4908	3747.00	3606	3456.00	0	0.00	8	33.00	4916	3780.00
Singrauli		16000	25000.00	14500	21500.00	20	1000.00	30	2500.00	16050	28500.00
Block	Baidhan	6238	11626.00	5818	10136.00	20	1000.00	27	1957.00	6285	14583.00
	Chitrangi	4054	5792.00	3424	4751.00	0	0.00	2	513.00	4056	6305.00
	Deosar	5708	7582.00	5258	6613.00	0	0.00	1	30.00	5709	7612.00
Tikamgarh		71347	48585.00	50743	38454.00	55	803.00	148	11808.00	71550	61196.00
Block	Baldeogarh	14130	6921.00	11280	6021.00	1	40.00	5	15.00	14136	6976.00
	Jatara	17716	7901.00	14161	6904.00	1	40.00	7	25.00	17724	7966.00
	Palera	5659	3218.00	4498	2749.00	0	0.00	3	8.00	5662	3226.00
	Tikamgarh	33842	30545.00	20804	22780.00	53	723.00	133	11760.00	34028	43028.00
Ujjain		379402	775867.00	330755	568524.00	176	4374.00	1960	53692.00	381538	833933.00
Block	Badnagar	52459	118944.00	46212	92324.00	52	729.00	435	6245.00	52946	125918.00
	Ghatiya	31951	44453.00	31434	37879.00	3	155.00	55	289.00	32009	44897.00
	Khacharod	58994	79487.00	50864	60814.00	23	245.00	164	4302.00	59181	84034.00
	Mahidpur	39338	69920.00	38234	58547.00	4	250.00	119	3641.00	39461	73811.00
	Tarana	29913	59511.00	28935	48534.00	6	285.00	121	696.00	30040	60492.00
	Ujjain	166747	403552.00	135076	270426.00	88	2710.00	1066	38519.00	167901	444781.00
Umaria		50956	24116.00	31664	14249.00	125	2550.00	1655	2435.00	52736	29101.00
Block	Karkeli	29812	13601.00	19630	9099.00	82	1643.00	1153	1693.00	31047	16937.00
	Manpur	8246	4386.00	4485	1968.00	16	329.00	164	232.00	8426	4947.00
	Pali	12898	6129.00	7549	3182.00	27	578.00	338	510.00	13263	7217.00
Vidisha		296015	533393.00	241322	431875.00	82	1647.00	1260	21680.00	297357	556720.00
Block	Basoda	60617	119406.00	44040	87178.00	30	519.00	130	2330.00	60777	122255.00
	Gyaraspur	34599	40330.00	30659	36898.00	1	1.00	3	45.00	34603	40376.00
	Kurwai	31659	40142.00	28114	36968.00	1	1.00	10	73.00	31670	40216.00
	Lateri	16638	21410.00	14758	19582.00	2	39.00	5	59.00	16645	21508.00
	Nateran	36713	43137.00	32596	39503.00	1	2.00	8	118.00	36722	43257.00
	Sironj	30316	44296.00	26772	40392.00	6	114.00	30	363.00	30352	44773.00
	Vidisha	85473	224672.00	64383	171354.00	41	971.00	1074	18692.00	86588	244335.00
Grand Total		8472117	12093078	5900510	8757034	6774	172644	77369	2337711.00	8556270	14603433

Block - wise Annual Credit Plan 2025-26

(MSME)

(MSME)													
Amount in lakh													
District with Block Name		Micro Enterprises		Small Enterprises		Medium Enterprises		KVIC		Others under MSME		Total MSME	
		No. of A/c	Amt.	No. of A/c	Amt.	No. of A/c	Amt.	No. of A/c	Amt.	No. of A/c	Amt.	No. of A/c	Amt.
Agar-malwa		8740	35925.00	243	23391.00	24	354.00	31	70.00	4	6.00	9042	59746.00
	Agar	4541	27091.00	210	20778.00	15	242.00	11	33.00	1	3.00	4778	48147.00
	Barod	1319	2753.00	5	586.00	4	48.00	6	11.00	1	1.00	1335	3399.00
	Nalkhera	1042	2149.00	12	870.00	1	16.00	4	8.00	1	1.00	1060	3044.00
	Susner	1838	3932.00	16	1157.00	4	48.00	10	18.00	1	1.00	1869	5156.00
Alirajpur		3184	11259.00	57	3212.00	0	0.00	43	208.00	0	0.00	3284	14679.00
Alirajpur	Alirajpur	1511	8080.00	44	2442.00	0	0.00	14	191.00	0	0.00	1569	10713.00
	Bhavra	301	489.00	3	95.00	0	0.00	10	3.00	0	0.00	314	587.00
	Jobat	679	1518.00	6	442.00	0	0.00	0	0.00	0	0.00	685	1960.00
	Katthiwada	255	352.00	0	0.00	0	0.00	9	6.00	0	0.00	264	358.00
	Sondwa	278	209.00	0	0.00	0	0.00	3	2.00	0	0.00	281	211.00
	Udaigarh	160	611.00	4	233.00	0	0.00	7	6.00	0	0.00	171	850.00
Anuppur		6290	18476.00	166	6760.00	10	1563.00	90	70.00	8	44.00	6564	26913.00
Anuppur	Anuppur	3186	10339.00	77	4315.00	4	303.00	2	0.00	8	44.00	3277	15001.00
	Jaithari	563	1871.00	20	197.00	0	0.00	5	9.00	0	0.00	588	2077.00
	Kotma	2158	4796.00	58	2146.00	2	1200.00	79	53.00	0	0.00	2297	8195.00
	Pushparajgarh	383	1470.00	11	102.00	4	60.00	4	8.00	0	0.00	402	1640.00
Ashoknagar		8980	39246.00	418	22596.00	20	3614.00	28	62.00	0	0.00	9446	65518.00
Ashoknagar	Ashoknagar	5991	30011.00	330	19113.00	20	3614.00	16	37.00	0	0.00	6357	52775.00
	Chanderi	1256	3695.00	31	1261.00	0	0.00	2	7.00	0	0.00	1289	4963.00
	Isagarh	912	2334.00	23	791.00	0	0.00	5	10.00	0	0.00	940	3135.00
	Mungaoli	821	3206.00	34	1431.00	0	0.00	5	8.00	0	0.00	860	4645.00
Balaghat		12786	82023.00	550	34933.00	32	5857.00	140	220.00	12	2087.00	13520	125120.00
Balaghat	Baihar	1191	2302.00	10	591.00	0	0.00	0	0.00	0	0.00	1201	2893.00
	Balaghat	4111	47324.00	366	30654.00	30	5855.00	64	167.00	7	2033.00	4578	86033.00
	Birsa	1108	4774.00	0	0.00	0	0.00	0	0.00	0	0.00	1108	4774.00
	Katangi	1437	5088.00	39	1017.00	0	0.00	6	0.00	3	25.00	1485	6130.00
	Khairlanji	304	1076.00	9	77.00	0	0.00	0	0.00	0	0.00	313	1153.00
	Kirnapur	440	1021.00	3	0.00	0	0.00	0	0.00	0	0.00	443	1021.00
	Lalbarra	1249	4545.00	32	130.00	2	2.00	51	36.00	0	0.00	1334	4713.00
	Lanji	1087	1840.00	9	821.00	0	0.00	13	6.00	0	0.00	1109	2667.00
	Paraswada	269	730.00	4	6.00	0	0.00	0	0.00	2	29.00	275	765.00
	Waraseoni	1590	13323.00	78	1637.00	0	0.00	6	11.00	0	0.00	1674	14971.00
Barwani		10300	62580.00	377	34980.00	50	16200.00	60	420.00	5	100.00	10792	114280.00
Barwani	Barwani	5004	39530.00	286	23953.00	40	14178.00	6	8.00	1	40.00	5337	77709.00
	Niwali	242	1108.00	3	138.00	0	0.00	0	0.00	0	0.00	245	1246.00
	Pansemal	1128	5500.00	19	3002.00	2	840.00	35	280.00	1	14.00	1185	9636.00
	Pati	207	609.00	1	107.00	1	1.00	0	0.00	0	0.00	209	717.00
	Rajpur	782	2567.00	6	317.00	1	1.00	3	5.00	1	13.00	793	2903.00
	Sendhwa	1849	9278.00	44	6094.00	4	866.00	9	87.00	1	21.00	1907	16346.00
	Thikri	1088	3988.00	18	1369.00	2	314.00	7	40.00	1	12.00	1116	5723.00
Betul		12802	76631.00	599	45262.00	80	14725.00	83	253.00	11	1241.00	13575	138112.00
Betul	Amla	1598	8153.00	44	4759.00	16	327.00	0	0.00	4	1.00	1662	13240.00
	Athner	399	1948.00	3	64.00	0	0.00	1	8.00	0	0.00	403	2020.00
	Betul	4580	39533.00	330	24224.00	38	12870.00	13	122.00	4	1154.00	4965	77903.00
	Bhainsdehi	622	3295.00	31	2610.00	4	833.00	12	14.00	2	85.00	671	6837.00
	Bhimpur	0	0.00	0	0.00	0	0.00	0	0.00	0	0.00	0	0.00
	Chicholi	896	1894.00	12	758.00	4	24.00	0	0.00	0	0.00	912	2676.00
	Ghoda dongri	2215	3804.00	38	1956.00	5	21.00	37	78.00	0	0.00	2295	5859.00
	Multai	1823	11426.00	95	5055.00	6	140.00	19	31.00	1	1.00	1944	16653.00
	Prabhat pattan	3	25.00	0	0.00	0	0.00	0	0.00	0	0.00	3	25.00
	Shahpur	666	6553.00	46	5836.00	7	510.00	1	0.00	0	0.00	720	12899.00
Bhind		9049	38824.00	196	19580.00	10	478.00	21	32.00	8	1410.00	9284	60324.00
Bhind	Ater	154	172.00	0	0.00	0	0.00	0	0.00	0	0.00	154	172.00
	Bhind	3600	21409.00	112	15224.00	10	478.00	5	25.00	2	1137.00	3729	38273.00
	Gohad	1610	6718.00	61	3768.00	0	0.00	12	6.00	0	0.00	1683	10492.00
	Lahar	1665	4078.00	10	218.00	0	0.00	1	0.00	2	6.00	1678	4302.00
	Mehgaon	1256	3324.00	11	325.00	0	0.00	2	1.00	2	266.00	1271	3916.00
	Ron	764	3123.00	2	45.00	0	0.00	1	0.00	2	1.00	769	3169.00

Bhopal		74356	720000.00	5814	550000.00	2005	450000.00	88	900.00	30	1300.00	82293	1722200.00
	Berasia	14159	99124.00	929	95380.00	130	43320.00	14	108.00	3	17.00	15235	237949.00
	Phanda	60197	620876.00	4885	454620.00	1875	406680.00	74	792.00	27	1283.00	67058	1484251.00
Burhanpur		9795	40461.00	370	30322.00	46	18386.00	29	224.00	0	0.00	10240	89393.00
Burhanpur	Burhanpur	8200	32009.00	357	29433.00	41	17883.00	26	216.00	0	0.00	8624	79541.00
	Khaknar	1595	8452.00	13	889.00	5	503.00	3	8.00	0	0.00	1616	9852.00
Chhatarpur		16425	79702.00	512	40880.00	24	7623.00	85	522.00	8	144.00	17054	128871.00
Chhatarpur	Bada-malhera	999	2953.00	12	1125.00	0	0.00	9	61.00	0	0.00	1020	4139.00
	Barigarh	379	1024.00	3	321.00	0	0.00	4	26.00	0	0.00	386	1371.00
	Bijawar	809	2741.00	14	1286.00	0	0.00	6	39.00	0	0.00	829	4066.00
	Buxwaha	380	1325.00	7	643.00	0	0.00	2	17.00	0	0.00	389	1985.00
	Chhatarpur	9449	53172.00	340	30427.00	23	7619.00	30	193.00	4	104.00	9846	91515.00
	Laundi	761	3105.00	19	1618.00	0	0.00	5	30.00	0	0.00	785	4753.00
	Nowgong	2042	8573.00	45	3230.00	0	0.00	14	87.00	2	34.00	2103	11924.00
Rajnagar	Rajnagar	1606	6809.00	72	2230.00	1	4.00	15	69.00	2	6.00	1696	9118.00
Chhindwara		22556	122890.00	916	92011.00	206	40879.00	82	415.00	14	2149.00	23774	258344.00
Chhindwara	Amarwara	1156	3015.00	34	2710.00	3	1343.00	2	0.00	2	979.00	1197	8047.00
	Bichhua	524	3263.00	9	621.00	0	0.00	15	22.00	0	0.00	548	3906.00
	Chaurai	1198	4863.00	60	5140.00	0	0.00	27	45.00	0	0.00	1285	10048.00
	Chhindwara	11667	95234.00	723	81168.00	188	39458.00	31	339.00	5	903.00	12614	217102.00
	Harrai	1606	2022.00	7	139.00	0	0.00	0	0.00	0	0.00	1613	2161.00
	Jamai	1355	4078.00	15	556.00	2	0.00	2	0.00	0	0.00	1374	4634.00
	Mohkhed	927	2571.00	13	212.00	0	0.00	2	9.00	5	259.00	947	3051.00
	Parasia	3303	7121.00	42	1430.00	13	78.00	3	0.00	2	8.00	3363	8637.00
	Tamia	820	723.00	13	35.00	0	0.00	0	0.00	0	0.00	833	758.00
Damoh		10072	37405.00	272	15374.00	22	2088.00	13	36.00	10	120.00	10389	55023.00
Damoh	Batiyagarh	444	934.00	5	186.00	0	0.00	1	2.00	0	0.00	450	1122.00
	Damoh	5238	24590.00	199	13213.00	22	2088.00	6	13.00	9	96.00	5474	40000.00
	Hatta	1268	3698.00	27	919.00	0	0.00	2	7.00	1	24.00	1298	4648.00
	Jabera	860	2350.00	6	228.00	0	0.00	1	4.00	0	0.00	867	2582.00
	Patera	620	1425.00	5	189.00	0	0.00	1	3.00	0	0.00	626	1617.00
	Pathariya	1014	2954.00	13	463.00	0	0.00	1	4.00	0	0.00	1028	3421.00
	Tendukheda	628	1454.00	17	176.00	0	0.00	1	3.00	0	0.00	646	1633.00
Datia		6352	27434.00	272	12804.00	4	710.00	30	136.00	0	0.00	6658	41084.00
Datia	Bhander	1024	3482.00	25	1478.00	1	120.00	5	22.00	0	0.00	1055	5102.00
	Datia	4027	21188.00	230	10682.00	1	557.00	20	97.00	0	0.00	4278	32524.00
	Seondha	1301	2764.00	17	644.00	2	33.00	5	17.00	0	0.00	1325	3458.00
Dewas		26081	118184.00	566	69898.00	94	24090.00	128	352.00	8	65.00	26877	212589.00
Dewas	Bagli	3942	11664.00	35	4709.00	8	956.00	24	59.00	1	13.00	4010	17401.00
	Dewas	14686	77852.00	377	46409.00	61	18135.00	48	165.00	3	29.00	15175	142590.00
	Kannod	2005	6956.00	27	4113.00	8	1176.00	11	21.00	0	0.00	2051	12266.00
	Khategaon	2321	10752.00	65	8392.00	7	2641.00	17	44.00	1	8.00	2411	21837.00
	Sonkatch	1238	7193.00	45	4883.00	4	848.00	7	23.00	3	15.00	1297	12962.00
Tonk khurd	Tonk khurd	1889	3767.00	17	1392.00	6	334.00	21	40.00	0	0.00	1933	5533.00
Dhar		27292	141508.00	988	92658.00	141	30824.00	124	624.00	4	186.00	28549	265800.00
Dhar	Badnawar	2628	7995.00	21	1418.00	2	525.00	20	109.00	0	0.00	2671	10047.00
	Bagh	372	787.00	1	129.00	0	0.00	2	7.00	0	0.00	375	923.00
	Dahi	455	873.00	1	129.00	0	0.00	3	10.00	0	0.00	459	1012.00
	Dhar	14522	97200.00	802	83097.00	130	27806.00	35	201.00	4	186.00	15493	208490.00
	Dharamपुरi	1824	8255.00	33	1908.00	4	1050.00	11	70.00	0	0.00	1872	11283.00
	Gandhwani	375	1380.00	7	405.00	1	218.00	1	5.00	0	0.00	384	2008.00
	Kukshi	1714	8320.00	59	1463.00	1	394.00	8	54.00	0	0.00	1782	10231.00
	Manawar	2358	10458.00	48	2131.00	2	656.00	12	83.00	0	0.00	2420	13328.00
	Nalchha	692	1729.00	5	1310.00	0	0.00	4	12.00	0	0.00	701	3051.00
	Nisarpur	0	0.00	0	0.00	0	0.00	0	0.00	0	0.00	0	0.00
	Sardarpur	1557	3284.00	9	531.00	1	175.00	16	48.00	0	0.00	1583	4038.00
	Tirla	371	520.00	1	51.00	0	0.00	3	10.00	0	0.00	375	581.00
	Umarban	424	707.00	1	86.00	0	0.00	9	15.00	0	0.00	434	808.00
Dindori		4047	13156.00	60	1285.00	0	0.00	0	0.00	0	0.00	4107	14441.00
Dindori	Amarpur	71	137.00	0	0.00	0	0.00	0	0.00	0	0.00	71	137.00
	Bajag	595	1113.00	12	188.00	0	0.00	0	0.00	0	0.00	607	1301.00
	Dindori	2315	9284.00	36	903.00	0	0.00	0	0.00	0	0.00	2351	10187.00
	Karanjiya	191	278.00	0	0.00	0	0.00	0	0.00	0	0.00	191	278.00
	Mehandwani	0	0.00	0	0.00	0	0.00	0	0.00	0	0.00	0	0.00
	Samnapur	64	59.00	0	0.00	0	0.00	0	0.00	0	0.00	64	59.00
	Shahpura	811	2285.00	12	194.00	0	0.00	0	0.00	0	0.00	823	2479.00
East nimar		15250	99044.00	645	58636.00	87	22182.00	58	102.00	6	36.00	16046	180000.00
East nimar	Baladi	560	3583.00	7	256.00	0	0.00	2	3.00	0	0.00	569	3842.00
	Chhaigaon mak	1106	8110.00	8	901.00	1	67.00	6	9.00	0	0.00	1121	9087.00
	Harsud	600	6290.00	6	436.00	1	20.00	2	3.00	1	5.00	610	6754.00
	Khalwa	1352	10381.00	12	1344.00	2	308.00	5	7.00	0	0.00	1371	12040.00
	Khandwa	8569	54069.00	565	52057.00	75	20146.00	24	50.00	5	31.00	9238	126353.00
	Pandhana	1522	7783.00	21	1727.00	4	600.00	9	14.00	0	0.00	1556	10124.00
Punasa	Punasa	1541	8828.00	26	1915.00	4	1041.00	10	16.00	0	0.00	1581	11800.00

	Guna	11572	86334.00	804	59157.00	89	24746.00	26	92.00	12	42.00	12503	170371.00
Block	Aron	769	5370.00	21	1201.00	1	27.00	6	19.00	1	2.00	798	6619.00
	Bamori	618	5217.00	20	1177.00	2	710.00	5	17.00	1	1.00	646	7122.00
	Chachaura	892	11800.00	73	4597.00	4	22.00	4	14.00	3	12.00	976	16445.00
	Guna	9293	63947.00	690	52182.00	82	23987.00	11	42.00	7	27.00	10083	140185.00
	Raghogarh	0	0.00	0	0.00	0	0.00	0	0.00	0	0.00	0	0.00
	Gwalior	47973	421935.00	2883	311252.00	523	93666.00	173	651.00	48	23446.00	51600	850950.00
Block	Bhitarwar	10296	31862.00	105	11077.00	21	5386.00	18	114.00	1	42.00	10441	48481.00
	Dabra	5732	98788.00	693	93225.00	83	27604.00	5	11.00	16	6501.00	6529	226129.00
	Ghatigaon	20195	179461.00	1150	135510.00	236	48263.00	143	521.00	23	16822.00	21747	380577.00
	Morar	11750	111824.00	935	71440.00	183	12413.00	7	5.00	8	81.00	12883	195763.00
	Harda	8610	39312.00	277	13035.00	28	3287.00	28	121.00	4	71.00	8947	55826.00
Block	Harda	6034	28916.00	207	9430.00	24	3277.00	15	65.00	2	37.00	6282	41725.00
	Khirkiya	1137	4471.00	27	1357.00	1	4.00	5	21.00	1	9.00	1171	5862.00
	Timarni	1439	5925.00	43	2248.00	3	6.00	8	35.00	1	25.00	1494	8239.00
	Hoshangabad	15762	94134.00	830	69321.00	192	42002.00	26	247.00	10	39.00	16820	205743.00
Block	Babai	2411	7002.00	57	3815.00	0	0.00	0	0.00	0	0.00	2468	10817.00
	Bankhedi	435	2355.00	31	3312.00	6	5333.00	0	0.00	0	0.00	472	11000.00
	Hoshangabad	5851	31997.00	185	14364.00	67	3058.00	15	75.00	0	0.00	6118	49494.00
	Kesla	1907	16105.00	196	9564.00	13	3986.00	2	2.00	7	28.00	2125	29685.00
	Pipariya	2449	23143.00	237	31200.00	96	28500.00	2	7.00	0	0.00	2784	82850.00
	Seoni-malwa	1464	7977.00	78	6127.00	6	578.00	4	134.00	0	0.00	1552	14816.00
	Sohagpur	1245	5555.00	46	939.00	4	547.00	3	29.00	3	11.00	1301	7081.00
	Indore	118598	1425629.00	11310	1407067.00	3700	1078013.00	264	2256.00	28	1818.00	133900	3914783.00
Block	Depalpur	23121	117589.00	1167	191389.00	150	55621.00	14	67.00	1	3.00	24453	364669.00
	Indore	87458	1190198.00	9203	1108530.00	3169	933999.00	231	2072.00	24	1700.00	100085	3236499.00
	Mhow	4657	61622.00	428	52426.00	139	34034.00	8	65.00	2	112.00	5234	148259.00
	Sawer	3362	56220.00	512	54722.00	242	54359.00	11	52.00	1	3.00	4128	165356.00
	Jabalpur	43404	429794.00	2495	268101.00	370	98796.00	140	1925.00	33	1192.00	46442	799808.00
Block	Jabalpur	32198	390459.00	2333	255616.00	367	98019.00	96	1695.00	30	1093.00	35024	746882.00
	Kundam	367	1469.00	0	0.00	0	0.00	0	0.00	0	0.00	367	1469.00
	Majholi	554	1736.00	3	74.00	0	0.00	7	10.00	3	99.00	567	1919.00
	Panagar	4217	10010.00	22	1624.00	1	33.00	5	12.00	0	0.00	4245	11679.00
	Patan	1086	6114.00	49	4945.00	1	709.00	2	4.00	0	0.00	1138	11772.00
	Shahpura	1323	5539.00	24	1475.00	0	0.00	17	133.00	0	0.00	1364	7147.00
	Sihora	3659	14467.00	64	4367.00	1	35.00	13	71.00	0	0.00	3737	18940.00
	Jhabua	8372	38415.00	137	11788.00	17	3354.00	85	175.00	1	1.00	8612	53733.00
Block	Jhabua	2304	15943.00	83	7197.00	12	1603.00	43	113.00	0	0.00	2442	24856.00
	Meghnagar	975	3271.00	14	901.00	1	1027.00	19	28.00	0	0.00	1009	5227.00
	Petlawad	2915	13770.00	30	2820.00	0	0.00	15	12.00	0	0.00	2960	16602.00
	Rama	226	318.00	0	0.00	0	0.00	3	18.00	0	0.00	229	336.00
	Ranapur	689	2176.00	2	117.00	0	0.00	1	0.00	0	0.00	692	2293.00
	Thandla	1263	2937.00	8	753.00	4	724.00	4	4.00	1	1.00	1280	4419.00
	Katni	11625	102080.00	575	40164.00	128	35644.00	67	365.00	14	362.00	12409	178615.00
Block	Badwara	569	1585.00	8	243.00	0	0.00	6	27.00	0	0.00	583	1855.00
	Bahoriband	623	4003.00	18	1083.00	0	0.00	6	48.00	0	0.00	647	5134.00
	Dhimar kheda	427	2305.00	9	569.00	0	0.00	4	32.00	0	0.00	440	2906.00
	Katni	8768	84768.00	488	35344.00	127	34168.00	36	187.00	14	362.00	9433	154829.00
	Rithi	482	3293.00	18	914.00	0	0.00	6	42.00	0	0.00	506	4249.00
	Vijayraghavgar	756	6126.00	34	2011.00	1	1476.00	9	29.00	0	0.00	800	9642.00
	Khargone	14022	88532.00	716	59486.00	58	23954.00	94	220.00	2	2.00	14892	172194.00
Block	Barwah	2600	13699.00	96	6792.00	8	5487.00	19	46.00	2	2.00	2725	26026.00
	Bhagvanpura	657	2573.00	7	590.00	2	379.00	6	14.00	0	0.00	672	3556.00
	Bhikangaon	1068	5986.00	32	2668.00	4	1632.00	5	12.00	0	0.00	1109	10298.00
	Gogawan	483	1141.00	3	540.00	1	6.00	6	16.00	0	0.00	493	1703.00
	Kasrawad	1180	4469.00	18	1499.00	3	1055.00	10	24.00	0	0.00	1211	7047.00
	Khargone	5628	53297.00	522	45137.00	35	14252.00	21	52.00	0	0.00	6206	112738.00
	Maheshwar	1773	6209.00	34	2134.00	4	1139.00	13	32.00	0	0.00	1824	9514.00
	Segaon	180	248.00	0	0.00	0	0.00	3	8.00	0	0.00	183	256.00
	Ziranya	453	910.00	4	126.00	1	4.00	11	16.00	0	0.00	469	1056.00
	Maihar	6500	38000.00	350	32000.00	35	7000.00	10	25.00	25	300.00	6920	77325.00
Block	Amarpatan	1092	6384.00	57	5376.00	6	1176.00	0	0.00	1	10.00	1156	12946.00
	Maihar	4628	27056.00	253	22784.00	25	4984.00	10	25.00	23	281.00	4939	55130.00
	Ramnagar	780	4560.00	40	3840.00	4	840.00	0	0.00	1	9.00	825	9249.00
	Mandla	6564	26309.00	222	13583.00	0	0.00	30	45.00	2	306.00	6818	40243.00
Block	Bichhiya	524	2541.00	14	634.00	0	0.00	2	0.00	0	0.00	540	3175.00
	Bijadandi	66	287.00	0	0.00	0	0.00	0	0.00	0	0.00	66	287.00
	Ghughari	196	926.00	9	128.00	0	0.00	4	1.00	0	0.00	209	1055.00
	Mandla	4219	18027.00	179	12267.00	0	0.00	5	6.00	2	306.00	4405	30606.00
	Mawai	47	50.00	0	0.00	0	0.00	0	0.00	0	0.00	47	50.00
	Mohgaon	95	91.00	0	0.00	0	0.00	0	0.00	0	0.00	95	91.00
	Nainpur	743	2691.00	11	420.00	0	0.00	2	4.00	0	0.00	756	3115.00
	Narayanganj	226	648.00	9	134.00	0	0.00	17	34.00	0	0.00	252	816.00
	Niwas	448	1048.00	0	0.00	0	0.00	0	0.00	0	0.00	448	1048.00

	Rajgarh	4196	94416.00	502	40078.00	27	1674.00	182	542.00	4	218.00	4911	136928.00
<i>Bblock</i>	Biaora	958	29660.00	307	20541.00	24	882.00	32	104.00	2	213.00	1323	51400.00
	Khilchipur	362	9656.00	18	1605.00	0	0.00	6	15.00	0	0.00	386	11276.00
	Narsinghgarh	680	14375.00	18	1990.00	0	0.00	39	93.00	0	0.00	737	16458.00
	Rajgarh	899	18371.00	122	12901.00	3	792.00	23	141.00	2	5.00	1049	32210.00
	Sarangpur	875	16268.00	26	1894.00	0	0.00	48	113.00	0	0.00	949	18275.00
	Zirapur	422	6086.00	11	1147.00	0	0.00	34	76.00	0	0.00	467	7309.00
	Ratlam	20626	240997.00	1439	99363.00	168	99942.00	45	139.00	16	914.00	22294	441355.00
<i>Bblock</i>	Alot	3134	25700.00	60	2643.00	6	70.00	5	2.00	2	355.00	3207	28770.00
	Bajna	915	23894.00	255	22655.00	64	39957.00	0	0.00	0	0.00	1234	86506.00
	Jaora	2480	39357.00	235	15915.00	11	1573.00	2	2.00	3	17.00	2731	56864.00
	Piploda	333	2607.00	0	0.00	2	18.00	0	0.00	0	0.00	335	2625.00
	Ratlam	12697	141859.00	877	57641.00	85	58324.00	26	76.00	11	542.00	13696	258442.00
	Sailana	1067	7580.00	12	509.00	0	0.00	12	59.00	0	0.00	1091	8148.00
	Rewa	7730	133267.00	498	58124.00	45	13508.00	60	327.00	3	19.00	8336	205245.00
<i>Bblock</i>	Gangev	554	6806.00	20	2246.00	0	0.00	4	11.00	0	0.00	578	9063.00
	Jawa	160	1671.00	2	236.00	0	0.00	2	6.00	0	0.00	164	1913.00
	Raipur - karchu	330	3296.00	8	966.00	0	0.00	3	9.00	0	0.00	341	4271.00
	Rewa	5529	108477.00	436	50637.00	45	13508.00	41	273.00	3	19.00	6054	172914.00
	Sirmour	673	6893.00	17	2175.00	0	0.00	7	19.00	0	0.00	697	9087.00
	Teonthar	484	6124.00	15	1864.00	0	0.00	3	9.00	0	0.00	502	7997.00
	Sagar	23896	134838.00	752	59802.00	91	10663.00	138	510.00	16	410.00	24893	206223.00
<i>Bblock</i>	Banda	826	3718.00	21	1580.00	0	0.00	5	47.00	0	0.00	852	5345.00
	Bina	3415	12060.00	80	6630.00	2	3.00	7	11.00	4	135.00	3508	18839.00
	Deori	1035	5409.00	28	1587.00	0	0.00	16	79.00	2	14.00	1081	7089.00
	Jaisinagar	205	385.00	0	0.00	0	0.00	6	28.00	0	0.00	211	413.00
	Kesli	204	597.00	7	221.00	0	0.00	11	17.00	2	10.00	224	845.00
	Khurai	1445	11269.00	73	6121.00	5	13.00	2	0.00	2	3.00	1527	17406.00
	Malthon	947	822.00	9	45.00	0	0.00	0	0.00	0	0.00	956	867.00
	Rahatgarh	1133	2995.00	23	836.00	0	0.00	5	14.00	0	0.00	1161	3845.00
	Rehli	1959	4819.00	16	1111.00	0	0.00	13	9.00	0	0.00	1988	5939.00
	Sagar	12179	91467.00	493	41662.00	84	10647.00	70	300.00	6	248.00	12832	144324.00
	Shahgarh	548	1297.00	2	9.00	0	0.00	3	5.00	0	0.00	553	1311.00
	Satna	18000	122000.00	700	72000.00	130	38000.00	45	250.00	10	150.00	18885	232400.00
<i>Bblock</i>	Majhgawan	1719	11651.00	64	6876.00	10	3629.00	2	6.00	0	0.00	1795	22162.00
	Nagod	3168	21472.00	120	12672.00	19	6688.00	3	16.00	1	15.00	3311	40863.00
	Rampur-baghe	1107	7503.00	41	4428.00	6	2337.00	0	0.00	0	0.00	1154	14268.00
	Sohawal	10899	73871.00	434	43596.00	89	23009.00	40	228.00	9	135.00	11471	140839.00
	Unchehara	1107	7503.00	41	4428.00	6	2337.00	0	0.00	0	0.00	1154	14268.00
	Sehore	23529	89664.00	538	36342.00	36	4024.00	120	288.00	14	122.00	24237	130440.00
<i>Bblock</i>	Ashta	6154	23589.00	125	9735.00	7	1079.00	40	95.00	4	20.00	6330	34518.00
	Budni	2014	8709.00	72	3966.00	3	285.00	6	17.00	1	15.00	2096	12992.00
	Ichhawar	1284	4652.00	26	1620.00	1	80.00	4	10.00	1	8.00	1316	6370.00
	Nasrullaganj	3803	15531.00	84	6501.00	10	1167.00	12	32.00	1	12.00	3910	23243.00
	Sehore	10274	37183.00	231	14520.00	15	1413.00	58	134.00	7	67.00	10585	53317.00

Seoni		11827	56330.00	483	27036.00	28	3293.00	104	158.00	6	503.00	12448	87320.00
Block	Barghat	561	1884.00	24	1097.00	0	0.00	1	3.00	0	0.00	586	2984.00
	Chhapara	653	2860.00	24	1110.00	0	0.00	16	14.00	0	0.00	693	3984.00
	Dhanora	231	519.00	1	62.00	0	0.00	5	5.00	0	0.00	237	586.00
	Ghansaur	355	1289.00	19	760.00	0	0.00	1	1.00	0	0.00	375	2050.00
	Keolari	713	2647.00	20	1010.00	0	0.00	15	14.00	0	0.00	748	3671.00
	Kurai	385	834.00	5	406.00	0	0.00	1	3.00	0	0.00	391	1243.00
	Lakhnadon	974	4587.00	32	1425.00	1	65.00	22	20.00	0	0.00	1029	6097.00
Seoni		7955	41710.00	358	21166.00	27	3228.00	43	98.00	6	503.00	8389	66705.00
Shahdol		9826	49235.00	294	22412.00	44	2867.00	14	22.00	10	489.00	10188	75025.00
Block	Beohari	2426	10443.00	41	2738.00	30	1144.00	1	0.00	0	0.00	2498	14325.00
	Burhar	1682	4886.00	26	1101.00	0	0.00	0	0.00	0	0.00	1708	5987.00
	Gohparu	133	361.00	0	0.00	0	0.00	0	0.00	0	0.00	133	361.00
	Jaisinghnagar	693	2618.00	20	825.00	4	371.00	0	0.00	0	0.00	717	3814.00
	Sohagpur	4892	30927.00	207	17748.00	10	1352.00	13	22.00	10	489.00	5132	50538.00
Shajapur		16437	59820.00	343	25967.00	6	1347.00	82	146.00	3	8.00	16871	87288.00
Block	Kalapipal	1664	5627.00	24	2612.00	0	0.00	10	19.00	0	0.00	1698	8258.00
	Moman badodi	839	1795.00	4	894.00	0	0.00	5	9.00	0	0.00	848	2698.00
	Shajapur	8052	37888.00	188	15721.00	4	970.00	38	67.00	0	0.00	8282	54646.00
	Shujalpur	5882	14510.00	127	6740.00	2	377.00	29	51.00	3	8.00	6043	21686.00
Sheopur		20589	18546.00	156	11814.00	4	846.00	22	54.00	0	0.00	20771	31260.00
Block	Karahal	1691	605.00	8	422.00	0	0.00	3	7.00	0	0.00	1702	1034.00
	Sheopur	15598	16816.00	141	11223.00	4	846.00	13	36.00	0	0.00	15756	28921.00
	Vijaypur	3300	1125.00	7	169.00	0	0.00	6	11.00	0	0.00	3313	1305.00
Shivpuri		13077	66678.00	506	40358.00	14	2150.00	62	342.00	13	1279.00	13672	110807.00
Block	Badarwas	886	4150.00	29	2987.00	0	0.00	3	12.00	1	45.00	919	7194.00
	Karera	1274	5058.00	21	1458.00	0	0.00	4	17.00	1	50.00	1300	6583.00
	Khaniyadhana	648	1743.00	6	510.00	0	0.00	3	14.00	1	22.00	658	2289.00
	Kolaras	1373	5457.00	33	1946.00	0	0.00	5	33.00	2	163.00	1413	7599.00
	Narwar	848	2037.00	6	356.00	0	0.00	5	20.00	1	27.00	860	2440.00
	Pichhore	716	3649.00	22	1437.00	0	0.00	7	53.00	2	302.00	747	5441.00
	Pohari	854	2452.00	7	371.00	0	0.00	4	18.00	1	27.00	866	2868.00
	Shivpuri	6478	42132.00	382	31293.00	14	2150.00	31	175.00	4	643.00	6909	76393.00
Sidhi		9261	28530.00	172	11794.00	4	900.00	64	114.00	2	10.00	9503	41348.00
Block	Kusmi	306	864.00	6	146.00	2	38.00	4	5.00	0	0.00	318	1053.00
	Majholi	1101	2169.00	8	211.00	0	0.00	11	14.00	0	0.00	1120	2394.00
	Rampur naikin	2406	4977.00	15	768.00	0	0.00	22	27.00	0	0.00	2443	5772.00
	Sidhi	4503	18641.00	136	10518.00	2	862.00	17	56.00	2	10.00	4660	30087.00
	Sihawal	945	1879.00	7	151.00	0	0.00	10	12.00	0	0.00	962	2042.00
Singrauli		7200	50000.00	275	21000.00	20	1800.00	15	115.00	3	8.00	7513	72923.00
Block	Baidhan	5279	37703.00	184	16922.00	5	285.00	9	100.00	3	8.00	5480	55018.00
	Chitrangi	679	4945.00	71	3590.00	12	1455.00	4	7.00	0	0.00	766	9997.00
	Deosar	1242	7352.00	20	488.00	3	60.00	2	8.00	0	0.00	1267	7908.00
Tikamgarh		9030	37448.00	190	13331.00	15	3006.00	194	928.00	2	184.00	9431	54897.00
Block	Baldeogarh	1420	3010.00	10	269.00	0	0.00	45	214.00	0	0.00	1475	3493.00
	Jatara	1699	3647.00	12	353.00	0	0.00	51	246.00	0	0.00	1762	4246.00
	Palera	636	1451.00	8	186.00	0	0.00	16	74.00	0	0.00	660	1711.00
	Tikamgarh	5275	29340.00	160	12523.00	15	3006.00	82	394.00	2	184.00	5534	45447.00
Ujjain		41722	211536.00	1519	163566.00	187	32920.00	61	242.00	16	52.00	43505	408316.00
Block	Badnagar	7281	37930.00	211	24856.00	25	3093.00	9	28.00	1	5.00	7527	65912.00
	Ghatiya	1531	3257.00	15	2086.00	4	216.00	5	7.00	1	3.00	1556	5569.00
	Khacharod	5007	18046.00	87	9405.00	9	825.00	8	43.00	2	7.00	5113	28326.00
	Mahidpur	3816	14044.00	60	7337.00	9	415.00	4	6.00	0	0.00	3889	21802.00
	Tarana	2793	7361.00	43	5038.00	14	468.00	4	5.00	0	0.00	2854	12872.00
	Ujjain	21294	130898.00	1103	114844.00	126	27903.00	31	153.00	12	37.00	22566	273835.00
Umaria		4428	11951.00	105	4829.00	6	400.00	0	0.00	8	237.00	4547	17417.00
Block	Karkeli	3091	8443.00	77	3625.00	4	262.00	0	0.00	7	212.00	3179	12542.00
	Manpur	526	1265.00	5	225.00	0	0.00	0	0.00	0	0.00	531	1490.00
	Pali	811	2243.00	23	979.00	2	138.00	0	0.00	1	25.00	837	3385.00
Vidisha		13266	70820.00	564	32307.00	24	1390.00	76	121.00	10	1100.00	13940	105737.00
Block	Basoda	3077	20163.00	184	14946.00	15	1078.00	23	41.00	7	1090.00	3306	37316.00
	Gyaraspur	707	2204.00	10	306.00	0	0.00	7	10.00	0	0.00	724	2520.00
	Kurwai	855	2658.00	9	320.00	0	0.00	7	10.00	0	0.00	871	2988.00
	Lateri	373	1286.00	6	341.00	0	0.00	4	6.00	0	0.00	383	1633.00
	Nateran	553	2037.00	9	501.00	0	0.00	5	8.00	0	0.00	567	2546.00
	Sironj	850	3359.00	21	856.00	0	0.00	8	11.00	0	0.00	879	4226.00
	Vidisha	6851	39113.00	325	15037.00	9	312.00	22	35.00	3	11.00	7210	54508.00
Grand Total		923849	6564129	45755	4433439	9122	2331478	3859	16461	524	51576	983109	13397081

■ Block - wise Annual Credit Plan 2025-26

(Export Credit, Education, Housing & Social Infrastructure)

Amount in lakh									
District with Block Name		Export Credit		Education		Housing		Social Infrastructure	
		No. of A/c	Amt.	No. of A/c	Amt.	No. of A/c	Amt.	No. of A/c	Amt.
Agar-malwa		0	0.00	142	673.00	302	1756.00	6	16.00
Block	Agar	0	0.00	80	385.00	189	1215.00	3	8.00
	Barod	0	0.00	16	66.00	20	107.00	1	1.00
	Nalkhera	0	0.00	20	80.00	38	175.00	1	4.00
	Susner	0	0.00	26	142.00	55	259.00	1	3.00
Alirajpur		0	0.00	66	97.00	217	914.00	0	0.00
Block	Alirajpur	0	0.00	42	74.00	161	691.00	0	0.00
	Bhavra	0	0.00	10	8.00	8	36.00	0	0.00
	Jobat	0	0.00	12	11.00	33	128.00	0	0.00
	Katthiwada	0	0.00	0	0.00	1	1.00	0	0.00
	Sondwa	0	0.00	0	0.00	13	52.00	0	0.00
	Udaigarh	0	0.00	2	4.00	1	6.00	0	0.00
Anuppur		0	0.00	120	150.00	426	1300.00	0	0.00
Block	Anuppur	0	0.00	52	75.00	261	848.00	0	0.00
	Jaithari	0	0.00	21	13.00	27	107.00	0	0.00
	Kotma	0	0.00	41	43.00	91	160.00	0	0.00
	Pushparajgarh	0	0.00	6	19.00	47	185.00	0	0.00
Ashoknagar		0	0.00	162	228.00	456	1452.00	8	40.00
Block	Ashoknagar	0	0.00	115	164.00	253	859.00	5	19.00
	Chanderi	0	0.00	22	32.00	50	152.00	1	4.00
	Isagarh	0	0.00	10	14.00	70	202.00	1	8.00
	Mungaoli	0	0.00	15	18.00	83	239.00	1	9.00
Balaghat		1	9.00	448	667.00	993	5579.00	2	387.00
Block	Baihar	1	9.00	7	20.00	29	177.00	0	0.00
	Balaghat	0	0.00	171	275.00	513	2897.00	2	387.00
	Birsa	0	0.00	0	0.00	40	194.00	0	0.00
	Katangi	0	0.00	79	92.00	103	360.00	0	0.00
	Khairlanji	0	0.00	16	17.00	15	98.00	0	0.00
	Kirnapur	0	0.00	25	28.00	20	70.00	0	0.00
	Lalbarra	0	0.00	34	95.00	84	639.00	0	0.00
	Lanji	0	0.00	20	26.00	40	289.00	0	0.00
	Paraswada	0	0.00	2	2.00	30	159.00	0	0.00
	Waraseoni	0	0.00	94	112.00	119	696.00	0	0.00
Barwani		4	50.00	365	616.00	800	4200.00	4	50.00
Block	Barwani	4	50.00	155	249.00	384	1979.00	4	50.00
	Niwali	0	0.00	12	20.00	34	170.00	0	0.00
	Pansemal	0	0.00	40	74.00	81	424.00	0	0.00
	Pati	0	0.00	6	9.00	6	52.00	0	0.00
	Rajpur	0	0.00	28	43.00	66	346.00	0	0.00
	Sendhwa	0	0.00	80	156.00	149	830.00	0	0.00
	Thikri	0	0.00	44	65.00	80	399.00	0	0.00

Betul		0	0.00	578	910.00	806	5035.00	0	0.00
Block	Amla	0	0.00	61	111.00	50	246.00	0	0.00
	Athner	0	0.00	19	20.00	19	3.00	0	0.00
	Betul	0	0.00	264	512.00	491	3760.00	0	0.00
	Bhainsdehi	0	0.00	38	38.00	29	25.00	0	0.00
	Bhimpur	0	0.00	0	0.00	0	0.00	0	0.00
	Chicholi	0	0.00	15	20.00	47	63.00	0	0.00
	Ghoda dongri	0	0.00	54	93.00	37	125.00	0	0.00
	Multai	0	0.00	107	98.00	113	725.00	0	0.00
	Prabhat pattan	0	0.00	0	0.00	0	0.00	0	0.00
	Shahpur	0	0.00	20	18.00	20	88.00	0	0.00
Bhind		2	1.00	222	350.00	399	2200.00	4	15.00
Block	Ater	0	0.00	1	2.00	2	19.00	2	15.00
	Bhind	0	0.00	78	132.00	171	1584.00	2	0.00
	Gohad	0	0.00	70	111.00	114	336.00	0	0.00
	Lahar	2	1.00	34	47.00	47	72.00	0	0.00
	Mehgaon	0	0.00	32	50.00	59	181.00	0	0.00
	Ron	0	0.00	7	8.00	6	8.00	0	0.00
Bhopal		8	2000.00	5410	10000.00	23524	250000.00	40	6300.00
Block	Berasia	5	1737.00	292	663.00	15057	43380.00	4	46.00
	Phanda	3	263.00	5118	9337.00	8467	206620.00	36	6254.00
Burhanpur		0	0.00	483	734.00	448	1979.00	2	16.00
Block	Burhanpur	0	0.00	409	638.00	416	1780.00	2	16.00
	Khaknar	0	0.00	74	96.00	32	199.00	0	0.00
Chhatarpur		0	0.00	278	569.00	885	6284.00	4	48.00
Block	Bada-malhera	0	0.00	11	21.00	51	456.00	0	0.00
	Barigarh	0	0.00	3	6.00	18	173.00	0	0.00
	Bijawar	0	0.00	13	24.00	44	355.00	0	0.00
	Buxwaha	0	0.00	6	12.00	24	170.00	0	0.00
	Chhatarpur	0	0.00	161	372.00	493	3246.00	3	38.00
	Laundi	0	0.00	15	29.00	45	323.00	0	0.00
	Nowgong	0	0.00	36	59.00	110	811.00	0	0.00
	Rajnagar	0	0.00	33	46.00	100	750.00	1	10.00
Chhindwara		0	0.00	384	559.00	1990	7291.00	2	4.00
Block	Amarwara	0	0.00	17	145.00	53	544.00	0	0.00
	Bichhua	0	0.00	4	3.00	33	475.00	0	0.00
	Chaurai	0	0.00	8	13.00	74	134.00	0	0.00
	Chhindwara	0	0.00	239	265.00	1312	2943.00	2	4.00
	Harrai	0	0.00	1	4.00	39	177.00	0	0.00
	Jamai	0	0.00	35	47.00	113	425.00	0	0.00
	Mohkhed	0	0.00	17	14.00	109	1125.00	0	0.00
	Parasia	0	0.00	59	64.00	221	1275.00	0	0.00
	Tamia	0	0.00	4	4.00	36	193.00	0	0.00
Damoh		0	0.00	164	275.00	802	14481.00	5	10.00
Block	Batiyagarh	0	0.00	6	10.00	37	592.00	0	0.00
	Damoh	0	0.00	90	155.00	485	8388.00	5	10.00
	Hatta	0	0.00	21	32.00	95	2032.00	0	0.00
	Jabera	0	0.00	10	16.00	35	774.00	0	0.00
	Patera	0	0.00	6	11.00	34	642.00	0	0.00
	Pathariya	0	0.00	18	29.00	77	1279.00	0	0.00
	Tendukheda	0	0.00	13	22.00	39	774.00	0	0.00

Datia		0	0.00	126	242.00	177	1015.00	20	40.00
Block	Bhander	0	0.00	13	25.00	26	121.00	2	4.00
	Datia	0	0.00	87	177.00	123	758.00	17	34.00
	Seondha	0	0.00	26	40.00	28	136.00	1	2.00
Dewas		2	14.00	900	1191.00	3224	14996.00	10	11.00
Block	Bagli	0	0.00	108	137.00	321	1826.00	0	0.00
	Dewas	2	14.00	574	776.00	2381	10629.00	5	6.00
	Kannod	0	0.00	63	79.00	109	570.00	0	0.00
	Khategaon	0	0.00	65	82.00	217	1074.00	4	4.00
	Sonkatch	0	0.00	54	70.00	127	534.00	1	1.00
	Tonk khurd	0	0.00	36	47.00	69	363.00	0	0.00
Dhar		0	0.00	1025	1238.00	4326	18960.00	70	30.00
Block	Badnawar	0	0.00	97	116.00	129	730.00	0	0.00
	Bagh	0	0.00	6	6.00	10	67.00	0	0.00
	Dahi	0	0.00	6	6.00	12	80.00	0	0.00
	Dhar	0	0.00	435	505.00	1917	11201.00	70	30.00
	Dharampuri	0	0.00	132	166.00	1718	3259.00	0	0.00
	Gandhwani	0	0.00	26	32.00	34	190.00	0	0.00
	Kukshi	0	0.00	146	200.00	237	1913.00	0	0.00
	Manawar	0	0.00	123	145.00	135	826.00	0	0.00
	Nalchha	0	0.00	7	11.00	45	201.00	0	0.00
	Nisarpur	0	0.00	0	0.00	0	0.00	0	0.00
	Sardarpur	0	0.00	41	45.00	68	363.00	0	0.00
	Tirla	0	0.00	2	2.00	10	60.00	0	0.00
	Umarban	0	0.00	4	4.00	11	70.00	0	0.00
Dindori		0	0.00	33	26.00	367	880.00	0	0.00
Block	Amarpur	0	0.00	3	3.00	0	0.00	0	0.00
	Bajag	0	0.00	2	1.00	55	118.00	0	0.00
	Dindori	0	0.00	20	17.00	221	568.00	0	0.00
	Karanjiya	0	0.00	0	0.00	8	70.00	0	0.00
	Mehandwani	0	0.00	0	0.00	0	0.00	0	0.00
	Samnapur	0	0.00	0	0.00	0	0.00	0	0.00
	Shahpura	0	0.00	8	5.00	83	124.00	0	0.00
East nimar		0	0.00	630	807.00	1754	8630.00	6	4.00
Block	Baladi	0	0.00	39	34.00	15	121.00	0	0.00
	Chhaigaon makh	0	0.00	26	27.00	17	130.00	0	0.00
	Harsud	0	0.00	17	19.00	6	47.00	0	0.00
	Khalwa	0	0.00	40	44.00	34	227.00	0	0.00
	Khandwa	0	0.00	396	548.00	1556	7383.00	6	4.00
	Pandhana	0	0.00	54	64.00	56	342.00	0	0.00
	Punasa	0	0.00	58	71.00	70	380.00	0	0.00
Guna		0	0.00	394	702.00	922	3905.00	12	38.00
Block	Aron	0	0.00	34	55.00	74	318.00	1	5.00
	Bamori	0	0.00	32	48.00	78	352.00	1	4.00
	Chachaura	0	0.00	91	165.00	82	437.00	1	2.00
	Guna	0	0.00	237	434.00	688	2798.00	9	27.00
	Raghogarh	0	0.00	0	0.00	0	0.00	0	0.00
Gwalior		2	129.00	3048	4490.00	5015	36900.00	2	60.00
Block	Bhitarwar	0	0.00	163	264.00	252	577.00	0	0.00
	Dabra	0	0.00	176	314.00	452	1668.00	0	0.00
	Ghatigaon	2	129.00	1721	2426.00	2994	20946.00	0	0.00
	Morar	0	0.00	988	1486.00	1317	13709.00	2	60.00

Harda		2	30.00	305	504.00	1854	3018.00	12	5.00
Block	Harda	2	30.00	197	308.00	1675	2277.00	12	5.00
	Khirkiya	0	0.00	47	90.00	77	306.00	0	0.00
	Timarni	0	0.00	61	106.00	102	435.00	0	0.00
Hoshangabad		0	0.00	744	1055.00	6922	14245.00	8	25.00
Block	Babai	0	0.00	44	29.00	176	536.00	0	0.00
	Bankheddi	0	0.00	5	6.00	94	277.00	0	0.00
	Hoshangabad	0	0.00	286	398.00	1634	7667.00	2	1.00
	Kesla	0	0.00	181	231.00	4507	4137.00	3	2.00
	Pipariya	0	0.00	105	202.00	261	905.00	0	0.00
	Seoni-malwa	0	0.00	63	117.00	93	359.00	1	20.00
	Sohagpur	0	0.00	60	72.00	157	364.00	2	2.00
Indore		42	22004.00	6352	11982.00	22011	224287.00	124	2911.00
Block	Depalpur	0	0.00	358	510.00	882	10804.00	8	1776.00
	Indore	42	22004.00	5535	10624.00	19837	197589.00	116	1135.00
	Mhow	0	0.00	293	574.00	592	7256.00	0	0.00
	Sawer	0	0.00	166	274.00	700	8638.00	0	0.00
Jabalpur		2	30.00	1717	2973.00	5789	31413.00	36	517.00
Block	Jabalpur	0	0.00	1574	2757.00	5501	30402.00	31	332.00
	Kundam	0	0.00	2	1.00	5	0.00	0	0.00
	Majholi	0	0.00	7	8.00	28	58.00	0	0.00
	Panagar	0	0.00	37	39.00	54	38.00	2	0.00
	Patan	2	30.00	16	21.00	63	206.00	0	0.00
	Shahpura	0	0.00	35	75.00	66	417.00	0	0.00
	Sihora	0	0.00	46	72.00	72	292.00	3	185.00
Jhabua		0	0.00	91	157.00	573	2250.00	0	0.00
Block	Jhabua	0	0.00	39	62.00	255	1222.00	0	0.00
	Meghnagar	0	0.00	16	15.00	44	184.00	0	0.00
	Petlawad	0	0.00	14	30.00	157	294.00	0	0.00
	Rama	0	0.00	0	0.00	13	156.00	0	0.00
	Ranapur	0	0.00	2	6.00	18	13.00	0	0.00
	Thandla	0	0.00	20	44.00	86	381.00	0	0.00
Katni		2	16.00	370	596.00	1118	5660.00	8	40.00
Block	Badwara	0	0.00	3	6.00	18	109.00	0	0.00
	Bahoriband	0	0.00	24	42.00	64	366.00	0	0.00
	Dhimar kheda	0	0.00	10	19.00	31	202.00	0	0.00
	Katni	2	16.00	275	433.00	858	4300.00	8	40.00
	Rithi	0	0.00	20	35.00	53	309.00	0	0.00
	Vijayraghavgarh	0	0.00	38	61.00	94	374.00	0	0.00
Khargone		0	0.00	816	1098.00	3745	15836.00	128	1874.00
Block	Barwah	0	0.00	160	225.00	359	1624.00	6	57.00
	Bhagvanpura	0	0.00	35	48.00	71	394.00	5	941.00
	Bhikangaon	0	0.00	81	107.00	119	556.00	4	38.00
	Gogawan	0	0.00	13	17.00	26	157.00	1	7.00
	Kasrawad	0	0.00	68	89.00	117	493.00	3	36.00
	Khargone	0	0.00	335	449.00	2839	11529.00	99	717.00
	Maheshwar	0	0.00	116	155.00	180	879.00	9	73.00
	Segaon	0	0.00	0	0.00	10	57.00	0	0.00
	Ziranya	0	0.00	8	8.00	24	147.00	1	5.00
Maihar		0	0.00	80	100.00	400	1600.00	2	20.00
Block	Amarpatan	0	0.00	12	16.00	67	267.00	0	0.00
	Maihar	0	0.00	59	72.00	285	1142.00	2	20.00
	Ramnagar	0	0.00	9	12.00	48	191.00	0	0.00
Mandla		0	0.00	95	154.00	525	2707.00	2	2.00
Block	Bichhiya	0	0.00	7	10.00	33	151.00	0	0.00
	Bijadandi	0	0.00	0	0.00	0	0.00	0	0.00
	Ghughari	0	0.00	0	0.00	3	8.00	0	0.00
	Mandla	0	0.00	59	99.00	400	1990.00	0	0.00
	Mawai	0	0.00	2	4.00	0	0.00	0	0.00
	Mohgaon	0	0.00	0	0.00	0	0.00	0	0.00
	Nainpur	0	0.00	20	34.00	50	303.00	2	2.00
	Narayanganj	0	0.00	4	3.00	30	202.00	0	0.00
	Niwas	0	0.00	3	4.00	9	53.00	0	0.00

Mandsaur		0	0.00	414	661.00	1259	5107.00	2	1.00
<i>Block</i>	Bhanpura	0	0.00	69	89.00	63	146.00	0	0.00
	Garoth	0	0.00	56	68.00	146	469.00	0	0.00
	Malhargarh	0	0.00	40	76.00	128	371.00	0	0.00
	Mandsaur	0	0.00	221	380.00	731	3699.00	2	1.00
	Sitamau	0	0.00	28	48.00	191	422.00	0	0.00
Mauganj		0	0.00	48	55.00	58	350.00	0	0.00
<i>Block</i>	Hanumana	0	0.00	13	14.00	15	89.00	0	0.00
	Mauganj	0	0.00	28	32.00	33	210.00	0	0.00
	Naigarhi	0	0.00	7	9.00	10	51.00	0	0.00
Morena		0	0.00	368	425.00	661	3286.00	0	0.00
<i>Block</i>	Ambah	0	0.00	25	53.00	43	181.00	0	0.00
	Joura	0	0.00	41	31.00	80	312.00	0	0.00
	Kailaras	0	0.00	21	33.00	106	305.00	0	0.00
	Morena	0	0.00	228	267.00	303	2071.00	0	0.00
	Pahadgarh	0	0.00	0	0.00	10	83.00	0	0.00
	Porsa	0	0.00	22	17.00	16	119.00	0	0.00
	Sabalgarh	0	0.00	31	24.00	103	215.00	0	0.00
Narsimhapur		0	0.00	286	480.00	1030	4500.00	8	110.00
<i>Block</i>	Babai chichali	0	0.00	4	3.00	1	18.00	0	0.00
	Chawarpatha	0	0.00	15	21.00	16	149.00	0	0.00
	Gotegaon	0	0.00	35	76.00	473	925.00	0	0.00
	Kareli	0	0.00	63	113.00	96	595.00	2	50.00
	Narsimhapur	0	0.00	121	192.00	265	2290.00	6	60.00
	Sainkheda	0	0.00	48	75.00	179	523.00	0	0.00
Neemuch		0	0.00	307	678.00	766	3294.00	14	20.00
<i>Block</i>	Jawad	0	0.00	44	101.00	87	411.00	0	0.00
	Manasa	0	0.00	47	101.00	82	323.00	0	0.00
	Neemuch	0	0.00	216	476.00	597	2560.00	14	20.00
Niwari		0	0.00	55	75.00	64	358.00	2	4.00
<i>Block</i>	Niwari	0	0.00	33	46.00	32	213.00	1	2.00
	Prithvipur	0	0.00	22	29.00	32	145.00	1	2.00
Pandhurna		0	0.00	120	365.00	409	1850.00	2	90.00
<i>Block</i>	Pandhurna	0	0.00	35	79.00	142	685.00	0	0.00
	Sausar	0	0.00	85	286.00	267	1165.00	2	90.00
Panna		0	0.00	110	130.00	340	669.00	4	2.00
<i>Block</i>	Ajaigarh	0	0.00	7	9.00	24	24.00	0	0.00
	Gunnor	0	0.00	22	26.00	74	91.00	0	0.00
	Panna	0	0.00	55	65.00	141	320.00	4	2.00
	Pawai	0	0.00	15	18.00	68	202.00	0	0.00
	Shahnagar	0	0.00	11	12.00	33	32.00	0	0.00
Raisen		0	0.00	271	337.00	4110	9930.00	0	0.00
<i>Block</i>	Badi	0	0.00	62	94.00	959	2338.00	0	0.00
	Begamganj	0	0.00	18	18.00	175	433.00	0	0.00
	Gairatganj	0	0.00	22	20.00	277	677.00	0	0.00
	Obaidallaganj	0	0.00	58	90.00	1242	2969.00	0	0.00
	Sanchi	0	0.00	68	79.00	972	2325.00	0	0.00
	Silwani	0	0.00	25	22.00	292	719.00	0	0.00
	Udaipura	0	0.00	18	14.00	193	469.00	0	0.00

Rajgarh		0	0.00	490	788.00	1112	3986.00	17	14.00
<i>Block</i>	Biaora	0	0.00	128	186.00	328	1565.00	13	6.00
	Khilchipur	0	0.00	77	118.00	165	348.00	0	0.00
	Narsinghgarh	0	0.00	73	102.00	148	421.00	0	0.00
	Rajgarh	0	0.00	86	155.00	187	855.00	2	7.00
	Sarangpur	0	0.00	102	203.00	228	628.00	2	1.00
	Zirapur	0	0.00	24	24.00	56	169.00	0	0.00
Ratlam		0	0.00	666	984.00	4951	10600.00	89	35.00
<i>Block</i>	Alot	0	0.00	67	90.00	3560	2662.00	0	0.00
	Bajna	0	0.00	2	2.00	96	677.00	0	0.00
	Jaora	0	0.00	88	148.00	164	992.00	0	0.00
	Piploda	0	0.00	19	18.00	30	143.00	0	0.00
	Ratlam	0	0.00	455	662.00	1041	5834.00	89	35.00
	Sailana	0	0.00	35	64.00	60	292.00	0	0.00
Rewa		0	0.00	456	917.00	1390	13177.00	4	22.00
<i>Block</i>	Gangev	0	0.00	24	48.00	76	802.00	0	0.00
	Jawa	0	0.00	6	11.00	27	362.00	0	0.00
	Raipur - karchuli	0	0.00	15	27.00	36	539.00	0	0.00
	Rewa	0	0.00	359	726.00	1096	9568.00	4	22.00
	Sirmour	0	0.00	23	50.00	88	1161.00	0	0.00
	Teonthar	0	0.00	29	55.00	67	745.00	0	0.00
Sagar		0	0.00	608	838.00	1460	9016.00	0	0.00
<i>Block</i>	Banda	0	0.00	14	14.00	28	174.00	0	0.00
	Bina	0	0.00	120	129.00	95	774.00	0	0.00
	Deori	0	0.00	25	24.00	45	472.00	0	0.00
	Jaisinagar	0	0.00	0	0.00	0	0.00	0	0.00
	Kesli	0	0.00	3	2.00	3	38.00	0	0.00
	Khurai	0	0.00	52	66.00	626	1119.00	0	0.00
	Malthon	0	0.00	6	4.00	2	55.00	0	0.00
	Rahatgarh	0	0.00	9	7.00	17	60.00	0	0.00
	Rehli	0	0.00	26	25.00	27	142.00	0	0.00
	Sagar	0	0.00	344	560.00	613	6123.00	0	0.00
	Shahgarh	0	0.00	9	7.00	4	59.00	0	0.00
Satna		0	0.00	500	700.00	1100	5000.00	5	20.00
<i>Block</i>	Majhgawan	0	0.00	47	64.00	103	477.00	0	0.00
	Nagod	0	0.00	88	121.00	191	880.00	1	4.00
	Rampur-baghela	0	0.00	30	41.00	67	307.00	0	0.00
	Sohawal	0	0.00	305	433.00	672	3029.00	4	16.00
	Unchehara	0	0.00	30	41.00	67	307.00	0	0.00
Sehore		0	0.00	668	1198.00	2962	10952.00	8	20.00
<i>Block</i>	Ashta	0	0.00	181	348.00	749	2033.00	0	0.00
	Budni	0	0.00	58	85.00	182	598.00	0	0.00
	Ichhawar	0	0.00	42	59.00	417	920.00	0	0.00
	Nasrullaganj	0	0.00	81	127.00	589	1682.00	5	12.00
	Sehore	0	0.00	306	579.00	1025	5719.00	3	8.00

Seoni		0	0.00	204	262.00	862	4265.00	10	15.00
<i>Block</i>	Barghat	0	0.00	12	13.00	45	149.00	0	0.00
	Chhapara	0	0.00	12	18.00	41	175.00	0	0.00
	Dhanora	0	0.00	1	1.00	3	34.00	0	0.00
	Ghansaur	0	0.00	10	11.00	35	98.00	0	0.00
	Keolari	0	0.00	10	14.00	39	177.00	0	0.00
	Kurai	0	0.00	2	3.00	8	67.00	0	0.00
	Lakhnadon	0	0.00	14	22.00	55	264.00	0	0.00
Seoni		0	0.00	143	180.00	636	3301.00	10	15.00
Shahdol		0	0.00	270	396.00	722	1811.00	0	0.00
<i>Block</i>	Beohari	0	0.00	50	80.00	79	257.00	0	0.00
	Burhar	0	0.00	12	18.00	25	148.00	0	0.00
	Gohparu	0	0.00	0	0.00	5	52.00	0	0.00
	Jaisinghnagar	0	0.00	29	40.00	25	24.00	0	0.00
	Sohagpur	0	0.00	179	258.00	588	1330.00	0	0.00
Shajapur		0	0.00	425	1061.00	934	6935.00	8	54.00
<i>Block</i>	Kalapipal	0	0.00	64	155.00	73	687.00	0	0.00
	Moman badodiy	0	0.00	22	49.00	39	315.00	0	0.00
	Shajapur	0	0.00	205	520.00	521	4248.00	7	19.00
	Shujalpur	0	0.00	134	337.00	301	1685.00	1	35.00
Sheopur		0	0.00	62	126.00	181	675.00	10	20.00
<i>Block</i>	Karahal	0	0.00	3	6.00	22	123.00	1	2.00
	Sheopur	0	0.00	50	101.00	139	507.00	7	14.00
	Vijaypur	0	0.00	9	19.00	20	45.00	2	4.00
Shivpuri		0	0.00	282	325.00	896	2696.00	0	0.00
<i>Block</i>	Badarwas	0	0.00	15	15.00	89	197.00	0	0.00
	Karera	0	0.00	17	23.00	57	183.00	0	0.00
	Khaniyadhana	0	0.00	5	5.00	25	130.00	0	0.00
	Kolaras	0	0.00	26	25.00	74	240.00	0	0.00
	Narwar	0	0.00	6	6.00	28	171.00	0	0.00
	Pichhore	0	0.00	28	37.00	34	123.00	0	0.00
	Pohari	0	0.00	18	24.00	28	167.00	0	0.00
	Shivpuri	0	0.00	167	190.00	561	1485.00	0	0.00
Sidhi		0	0.00	105	188.00	206	1538.00	4	24.00
<i>Block</i>	Kusmi	0	0.00	7	7.00	8	49.00	0	0.00
	Majholi	0	0.00	3	5.00	11	162.00	0	0.00
	Rampur naikin	0	0.00	6	10.00	22	313.00	0	0.00
	Sidhi	0	0.00	83	157.00	152	868.00	4	24.00
	Sihawal	0	0.00	6	9.00	13	146.00	0	0.00
Singrauli		0	0.00	190	300.00	110	600.00	0	0.00
<i>Block</i>	Baidhan	0	0.00	170	270.00	102	583.00	0	0.00
	Chitrangi	0	0.00	12	23.00	2	5.00	0	0.00
	Deosar	0	0.00	8	7.00	6	12.00	0	0.00
Tikamgarh		0	0.00	114	164.00	345	2855.00	0	0.00
<i>Block</i>	Baldeogarh	0	0.00	8	7.00	45	359.00	0	0.00
	Jatara	0	0.00	11	15.00	49	421.00	0	0.00
	Palera	0	0.00	5	6.00	30	322.00	0	0.00
	Tikamgarh	0	0.00	90	136.00	221	1753.00	0	0.00
Ujjain		4	800.00	1212	2047.00	4240	20581.00	20	1111.00
<i>Block</i>	Badnagar	0	0.00	303	494.00	1179	4780.00	1	13.00
	Ghatiya	0	0.00	24	33.00	39	275.00	0	0.00
	Khacharod	0	0.00	87	146.00	392	1735.00	0	0.00
	Mahidpur	0	0.00	79	118.00	217	1519.00	1	10.00
	Tarana	0	0.00	70	110.00	104	570.00	1	12.00
	Ujjain	4	800.00	649	1146.00	2309	11702.00	17	1076.00
Umaria		0	0.00	155	385.00	147	669.00	6	100.00
<i>Block</i>	Karkeli	0	0.00	103	263.00	105	478.00	3	52.00
	Manpur	0	0.00	16	46.00	17	66.00	1	8.00
	Pali	0	0.00	36	76.00	25	125.00	2	40.00
Vidisha		0	0.00	520	715.00	2074	6163.00	100	75.00
<i>Block</i>	Basoda	0	0.00	131	181.00	228	1285.00	24	19.00
	Gyaraspur	0	0.00	23	26.00	72	398.00	2	1.00
	Kurwai	0	0.00	25	39.00	71	261.00	3	1.00
	Lateri	0	0.00	18	21.00	39	136.00	2	1.00
	Nateran	0	0.00	33	40.00	76	228.00	6	3.00
	Sironj	0	0.00	46	63.00	83	317.00	6	3.00
	Vidisha	0	0.00	244	345.00	1505	3538.00	57	47.00
Grand Total		71	25083	34454	57743	123159	819636	830	14200

■ Block - wise Annual Credit Plan 2025-26

(Renewable Energy, OPS, Total Priority Sector & Weaker Section)

Amount in lakh									
District with Block Name		Renewable Energy		Others under		Total Priority		Loans to Weaker	
		No. of A/c	Amt.	No. of A/c	Amt.	No. of A/c	Amt.	No. of A/c	Amt.
Agar-malwa		100	240.00	2150	1524.00	166271	313168	45232	66078.00
<i>Block</i>	Agar	42	99.00	1953	1200.00	71927	172071	19553	34689.00
	Barod	18	43.00	85	119.00	24731	36089	6711	7882.00
	Nalkhera	16	40.00	37	68.00	25815	38675	7059	8877.00
	Susner	24	58.00	75	137.00	43798	66333	11909	14630.00
Alirajpur		0	0.00	5228	6368.00	85353	51046	16726	20466.00
<i>Block</i>	Alirajpur	0	0.00	1653	2225.00	24257	25163	4573	5850.00
	Bhavra	0	0.00	825	1225.00	15700	5391	2926	3239.00
	Jobat	0	0.00	798	1074.00	14059	8601	2748	2698.00
	Katthiwada	0	0.00	760	716.00	4603	3305	914	3154.00
	Sondwa	0	0.00	1042	722.00	12972	3754	2451	2530.00
	Udaigarh	0	0.00	150	406.00	13762	4832	3114	2995.00
Anuppur		2	4.00	6372	4424.00	37764	62985	22225	24378.00
<i>Block</i>	Anuppur	2	4.00	3785	2748.00	17381	32063	11145	11461.00
	Jaithari	0	0.00	307	236.00	5548	8540	3103	4552.00
	Kotma	0	0.00	1461	715.00	7463	13603	3530	3191.00
	Pushparajgarh	0	0.00	819	725.00	7372	8779	4447	5174.00
Ashoknagar		12	24.00	8814	5475.00	83392	229762	50274	97506.00
<i>Block</i>	Ashoknagar	10	20.00	7837	5026.00	60794	178878	36566	75437.00
	Chanderi	2	4.00	926	422.00	8625	17856	5209	7739.00
	Isagarh	0	0.00	0	0.00	6626	15831	4028	6864.00
	Mungaoli	0	0.00	51	27.00	7347	17197	4471	7466.00
Balaghat		15	33.00	8759	9428.00	138989	313146	58912	76155.00
<i>Block</i>	Baihar	0	0.00	712	968.00	7904	12491	3453	4376.00
	Balaghat	14	31.00	3427	2371.00	28669	136505	13926	22640.00
	Birsa	0	0.00	385	750.00	5235	10912	1629	2191.00
	Katangi	1	2.00	182	361.00	18281	26187	7615	9297.00
	Khairlanji	0	0.00	265	452.00	5231	7225	1867	2455.00
	Kirnapur	0	0.00	424	778.00	7957	10336	2557	3194.00
	Lalbarra	0	0.00	162	380.00	21879	25509	7736	9440.00
	Lanji	0	0.00	817	1137.00	15672	18023	5987	6352.00
	Paraswada	0	0.00	136	382.00	961	2018	675	1628.00
	Waraseoni	0	0.00	2249	1849.00	27200	63940	13467	14582.00
Barwani		50	100.00	6660	9500.00	156555	366500	46600	73300.00
<i>Block</i>	Barwani	18	32.00	3843	3171.00	45634	193513	13432	39623.00
	Niwali	2	4.00	135	307.00	3035	5866	909	1153.00
	Pansemal	4	11.00	543	1231.00	12869	36126	3847	7085.00
	Pati	1	1.00	135	307.00	7596	6999	2272	1334.00
	Rajpur	5	11.00	713	1616.00	29838	28709	8921	5476.00
	Sendhwa	13	27.00	476	1021.00	32244	61748	9650	12112.00
	Thikri	7	14.00	815	1847.00	25339	33539	7569	6517.00

Betul		0	0.00	8942	5935.00	216036	426632	106200	112683.00
Block	Amla	0	0.00	1639	1260.00	21269	38182	10610	11944.00
	Athner	0	0.00	878	423.00	17702	27992	8310	9124.00
	Betul	0	0.00	2596	1512.00	50256	153572	24673	31988.00
	Bhainsdehi	0	0.00	165	129.00	26457	42217	13111	12301.00
	Bhimpur	0	0.00	0	0.00	1860	3053	680	1007.00
	Chicholi	0	0.00	965	674.00	14965	17420	9190	7302.00
	Ghoda dongri	0	0.00	349	634.00	17774	24953	9810	8853.00
	Multai	0	0.00	1956	1111.00	46269	78864	21996	22143.00
	Prabhat pattan	0	0.00	0	0.00	6328	11043	1185	1252.00
	Shahpur	0	0.00	394	192.00	13156	29336	6635	6769.00
Bhind		0	0.00	906	1678.00	71530	161217	30846	48866.00
Block	Ater	0	0.00	99	159.00	2099	2419	835	805.00
	Bhind	0	0.00	399	762.00	16477	65453	7396	14312.00
	Gohad	0	0.00	181	414.00	25999	47771	10103	16200.00
	Lahar	0	0.00	106	131.00	9181	14770	3938	5246.00
	Mehgaon	0	0.00	95	172.00	13909	23281	7352	10474.00
	Ron	0	0.00	26	40.00	3865	7523	1222	1829.00
Bhopal		64	6000.00	20180	20000.00	311050	2675500	161264	250000.00
Block	Berasia	7	32.00	9053	3421.00	86033	357872	44678	32979.00
	Phanda	57	5968.00	11127	16579.00	225017	2317628	116586	217021.00
Burhanpur		4	12.00	6198	5456.00	85582	243780	33299	59312.00
Block	Burhanpur	3	8.00	5802	4555.00	51332	186602	19973	45395.00
	Khaknar	1	4.00	396	901.00	34250	57178	13326	13917.00
Chhatarpur		20	40.00	7391	3709.00	113260	283934	67356	75531.00
Block	Bada-malhera	0	0.00	0	0.00	14058	16441	8366	4476.00
	Barigarh	0	0.00	0	0.00	5213	5993	3102	1625.00
	Bijawar	0	0.00	0	0.00	4788	9931	2851	2753.00
	Buxwaha	0	0.00	0	0.00	6193	7134	3685	1953.00
	Chhatarpur	18	36.00	7391	3709.00	51721	180520	30743	47299.00
	Laundi	0	0.00	0	0.00	4869	10594	2898	2947.00
	Nowgong	0	0.00	0	0.00	14007	29934	8334	8133.00
	Rajnagar	2	4.00	0	0.00	12411	23387	7377	6345.00
Chhindwara		0	0.00	18283	15569.00	259542	573309	126523	158843.00
Block	Amarwara	0	0.00	1194	765.00	28561	41115	11835	14339.00
	Bichhua	0	0.00	3906	569.00	17777	19272	6588	8597.00
	Chaurai	0	0.00	1416	2133.00	46459	64391	19396	22293.00
	Chhindwara	0	0.00	6292	7892.00	97377	352884	52815	71055.00
	Harrai	0	0.00	908	458.00	7661	7861	5938	5088.00
	Jamai	0	0.00	707	1501.00	13111	20388	6136	6951.00
	Mohkhed	0	0.00	949	329.00	17966	24881	8875	11991.00
	Parasia	0	0.00	2321	1495.00	28002	39418	12892	16133.00
	Tamia	0	0.00	590	427.00	2628	3099	2048	2396.00

Damoh		12	24.00	5890	3940.00	117324	211847	54328	68708.00
Block	Batiyagarh	0	0.00	11	60.00	8286	8781	3842	2858.00
	Damoh	11	22.00	5705	3459.00	47068	117200	21767	37620.00
	Hatta	1	2.00	31	130.00	19978	27766	9258	9118.00
	Jabera	0	0.00	12	66.00	11157	16188	5172	5362.00
	Patera	0	0.00	8	42.00	7127	9943	3305	3264.00
	Pathariya	0	0.00	108	120.00	14802	21306	6860	7023.00
	Tendukheda	0	0.00	15	63.00	8906	10663	4124	3463.00
Datia		14	30.00	2825	2406.00	80495	136148	39272	61056.00
Block	Bhander	1	2.00	103	155.00	13012	17036	6353	7646.00
	Datia	9	20.00	2606	2023.00	46548	95480	22703	42810.00
	Seondha	4	8.00	116	228.00	20935	23632	10216	10600.00
Dewas		60	102.00	9127	7151.00	405873	918274	198492	234649.00
Block	Bagli	2	4.00	2043	1520.00	61630	113605	30198	29021.00
	Dewas	52	89.00	6269	4238.00	152183	446343	74189	114639.00
	Kannod	1	1.00	154	280.00	68817	117844	33721	29723.00
	Khategaon	2	3.00	240	424.00	59253	119942	29041	30477.00
	Sonkatch	1	2.00	136	158.00	35695	70152	17483	17968.00
	Tonk khurd	2	3.00	285	531.00	28295	50388	13860	12821.00
Dhar		30	60.00	12616	13252.00	397212	893302	175368	244953.00
Block	Badnawar	2	7.00	1038	1646.00	29693	55051	13073	15051.00
	Bagh	0	0.00	173	274.00	5906	8803	2599	2405.00
	Dahi	0	0.00	230	365.00	9658	12761	4251	3473.00
	Dhar	23	35.00	8040	6036.00	205163	559999	90839	154049.00
	Dharampuri	1	5.00	594	903.00	25621	49107	11278	13464.00
	Gandhwani	0	0.00	115	182.00	9160	13500	4033	3695.00
	Kukshi	1	3.00	403	640.00	21987	48123	9674	13097.00
	Manawar	2	7.00	461	731.00	24634	60690	10845	16583.00
	Nalchha	0	0.00	288	457.00	28204	33331	12412	9009.00
	Nisarpur	0	0.00	0	0.00	0	0	0	0.00
	Sardarpur	1	3.00	807	1280.00	22550	33192	9920	9037.00
	Tirla	0	0.00	230	365.00	7071	8763	3112	2373.00
	Umarban	0	0.00	237	373.00	7565	9982	3332	2717.00
Dindori		0	0.00	3996	3511.00	36548	50982	21491	25169.00
Block	Amarpur	0	0.00	156	191.00	787	2576	420	1517.00
	Bajag	0	0.00	88	166.00	5226	7492	3406	3518.00
	Dindori	0	0.00	2110	1531.00	18505	27537	10505	12345.00
	Karanjiya	0	0.00	320	383.00	3739	3070	2525	1732.00
	Mehandwani	0	0.00	0	0.00	0	0	0	0.00
	Samnapur	0	0.00	427	492.00	511	589	125	298.00
	Shahpura	0	0.00	895	748.00	7780	9718	4510	5759.00
East nimar		40	150.00	6679	6840.00	354275	536453	251776	143300.00
Block	Baladi	3	12.00	120	214.00	15428	17924	10967	4793.00
	Chhaigaon maki	0	0.00	288	514.00	42574	38269	30274	10238.00
	Harsud	1	2.00	387	285.00	33821	26795	24044	7162.00
	Khalwa	0	0.00	240	428.00	53169	48260	37803	12909.00
	Khandwa	31	122.00	4731	3839.00	128273	317148	91123	84651.00
	Pandhana	1	4.00	502	852.00	37935	42553	26972	11387.00
	Punasa	4	10.00	411	708.00	43075	45504	30593	12160.00

Guna		15	45.00	8495	4671.00	117226	407228	52299	109456.00
Bhok	Aron	1	1.00	0	0.00	8510	22071	3767	5893.00
	Bamori	3	6.00	0	0.00	8248	22370	3655	5979.00
	Chachaura	1	2.00	20	8.00	19276	53854	8645	14542.00
	Guna	10	36.00	8475	4663.00	81192	308933	36232	83042.00
	Raghogarh	0	0.00	0	0.00	0	0	0	0.00
Gwalior		22	155.00	15776	13885.00	162639	1168567	88270	112492.00
Bhok	Bhitarwar	1	6.00	2423	1533.00	54401	99814	40247	28858.00
	Dabra	0	5.00	2081	1745.00	28537	295538	13639	30446.00
	Ghatigaon	13	92.00	7407	5201.00	50879	469745	22194	29219.00
	Morar	8	52.00	3865	5406.00	28822	303470	12190	23969.00
Harda		28	52.00	5552	3812.00	210002	320417	71740	131659.00
Bhok	Harda	16	30.00	5092	2800.00	130739	216143	44603	88389.00
	Khirkia	6	11.00	66	100.00	30778	43165	10544	17987.00
	Timarni	6	11.00	394	912.00	48485	61109	16593	25283.00
Hoshangabad		20	32.00	11824	8714.00	293633	779616	162946	205678.00
Bhok	Babai	1	1.00	2638	1825.00	34077	60661	18787	25811.00
	Bankhedi	0	0.00	747	443.00	17331	34546	12937	9262.00
	Hoshangabad	14	25.00	3453	2506.00	84217	189015	39315	49795.00
	Kesla	2	2.00	520	655.00	33370	97949	19555	24256.00
	Pipariya	2	3.00	1901	1285.00	42886	237129	20625	34786.00
	Seoni-malwa	1	1.00	1413	1232.00	60635	116701	41552	45308.00
	Sohagpur	0	0.00	1152	768.00	21117	43615	10175	16460.00
Indore		272	3247.00	47618	39662.00	478915	5501947	221341	409055.00
Bhok	Depalpur	16	32.00	1942	10890.00	83976	496361	38854	36954.00
	Indore	238	3178.00	42290	26436.00	342768	4571771	158270	339740.00
	Mhow	9	19.00	3166	1795.00	30645	204048	14204	15229.00
	Sawer	9	18.00	220	541.00	21526	229767	10013	17132.00
Jabalpur		6	51.00	27296	15453.00	334001	1235287	101265	218927.00
Bhok	Jabalpur	6	48.00	18496	9253.00	105209	951183	19902	82546.00
	Kundam	0	0.00	19	335.00	5042	6979	3159	4460.00
	Majholi	0	0.00	230	404.00	9278	17697	2972	8847.00
	Panagar	0	3.00	2816	1074.00	131208	85488	46797	57664.00
	Patan	0	0.00	2252	1838.00	26900	61188	9091	24466.00
	Shahpura	0	0.00	195	371.00	17542	44783	4216	15900.00
	Sihora	0	0.00	3288	2178.00	38822	67969	15128	25044.00
Jhabua		4	8.00	9928	12738.00	169947	160089	28175	63823.00
Bhok	Jhabua	4	8.00	1457	2266.00	27928	52903	6410	16601.00
	Meghnagar	0	0.00	1680	1751.00	29549	21899	4990	9626.00
	Petlawad	0	0.00	3239	2707.00	66486	58550	10487	23658.00
	Rama	0	0.00	390	1019.00	14277	4890	843	2232.00
	Ranapur	0	0.00	1323	2652.00	11843	8259	1782	4023.00
	Thandla	0	0.00	1839	2343.00	19864	13588	3663	7683.00
Katni		20	80.00	9517	12167.00	86492	371807	49870	53761.00
Bhok	Badwara	0	0.00	334	1200.00	4831	7281	2764	1210.00
	Bahoriband	0	0.00	156	1934.00	10595	16779	6069	2869.00
	Dhimar kheda	0	0.00	108	931.00	5602	10164	3218	1658.00
	Katni	18	79.00	8614	5631.00	51532	305673	29835	42934.00
	Rithi	0	0.00	61	566.00	5545	12407	3196	1892.00
	Vijayraghavgarh	2	1.00	244	1905.00	8387	19503	4788	3198.00
Khargone		7	13.00	9612	11873.00	369026	825465	124589	181556.00
Bhok	Barwah	1	2.00	902	1971.00	58109	130636	19616	28761.00
	Bhagvanpura	0	0.00	273	598.00	9292	20696	3143	4490.00
	Bhikangaon	0	0.00	234	513.00	32371	64459	10924	14077.00
	Gogawan	0	0.00	320	691.00	15188	22493	5123	4955.00
	Kasrawad	0	0.00	855	1208.00	34704	57635	11706	12691.00
	Khargone	6	11.00	5936	4494.00	171971	443982	58077	97931.00
	Maheshwar	0	0.00	624	1368.00	29324	60217	9905	13058.00
	Segaon	0	0.00	156	342.00	5726	7517	1937	1660.00
	Ziranya	0	0.00	312	688.00	12341	17830	4158	3933.00

Maihar		0	0.00	4200	2500.00	53812	134245	40000	40000.00
Block	Amarpatan	0	0.00	704	420.00	9028	22469	6720	6720.00
	Maihar	0	0.00	2993	1780.00	38335	95724	28480	28480.00
	Ramnagar	0	0.00	503	300.00	6449	16052	4800	4800.00
Mandla		2	2.00	6496	5709.00	64230	118897	35222	41357.00
Block	Bichhiya	0	0.00	286	386.00	6622	10447	3202	3890.00
	Bijadandi	0	0.00	165	158.00	603	1123	553	940.00
	Ghughari	0	0.00	127	255.00	3141	4445	1893	2913.00
	Mandla	2	2.00	3204	2377.00	29600	71613	16386	19186.00
	Mawai	0	0.00	300	456.00	1825	2075	679	822.00
	Mohgaon	0	0.00	210	239.00	2553	3615	780	1037.00
	Nainpur	0	0.00	1723	1054.00	14814	18502	8157	8050.00
	Narayanganj	0	0.00	219	413.00	3261	4367	2127	2854.00
	Niwas	0	0.00	262	371.00	1811	2710	1445	1665.00
Mandsaur		0	0.00	11451	8120.00	289322	612067	104436	239346.00
Block	Bhanpura	0	0.00	2192	1132.00	26566	50358	9850	22953.00
	Garoth	0	0.00	1192	757.00	40413	78867	12866	36387.00
	Malhargarh	0	0.00	1876	1095.00	49201	93515	17155	30140.00
	Mandsaur	0	0.00	5168	3399.00	92413	301381	32985	85119.00
	Sitamau	0	0.00	1023	1737.00	80729	87946	31580	64747.00
Mauganj		8	20.00	1792	3100.00	32461	29007	12325	9012.00
Block	Hanumana	2	8.00	527	920.00	10997	9064	3587	2618.00
	Mauganj	4	7.00	959	1648.00	15421	14579	6626	4849.00
	Naigarhi	2	5.00	306	532.00	6043	5364	2112	1545.00
Morena		0	0.00	2917	4230.00	63478	326029	38044	64747.00
Block	Ambah	0	0.00	101	481.00	8854	45798	4566	8410.00
	Joura	0	0.00	123	273.00	6959	20743	3021	5583.00
	Kailaras	0	0.00	137	537.00	7812	17885	4194	7382.00
	Morena	0	0.00	2129	1929.00	24879	205702	14854	27559.00
	Pahadgarh	0	0.00	236	362.00	2016	3649	2396	3709.00
	Porsa	0	0.00	95	381.00	5398	14888	5177	4844.00
	Sabargarh	0	0.00	96	267.00	7560	17364	3836	7260.00
Narsimhapur		6	13.00	10629	8613.00	245686	535000	128687	150550.00
Block	Babai chichali	0	0.00	880	3176.00	37930	33264	33241	31774.00
	Chawarpatha	1	3.00	525	1373.00	26721	32907	17380	17330.00
	Gotegaon	0	0.00	2723	1783.00	42194	76749	21018	23846.00
	Kareli	1	3.00	2538	710.00	38956	125089	22696	27700.00
	Narsimhapur	2	5.00	3030	1336.00	71436	149510	26970	31840.00
	Sainkheda	2	2.00	933	235.00	28449	117481	7382	18060.00

Neemuch		40	80.00	7549	7356.00	175114	328572	58499	94858.00
Block	Jawad	0	0.00	202	1261.00	40444	38111	13515	11076.00
	Manasa	40	80.00	140	928.00	46358	44428	15491	12912.00
	Neemuch	0	0.00	7207	5167.00	88312	246033	29493	70870.00
Niwari		2	4.00	2	16.00	28296	26713	15562	15540.00
Block	Niwari	2	4.00	2	16.00	15855	15435	8721	8977.00
	Prithvipur	0	0.00	0	0.00	12441	11278	6841	6563.00
Pandhurna		24	140.00	3765	3260.00	53819	128028	19749	27733.00
Block	Pandhurna	24	140.00	2162	1608.00	32892	72944	11988	17404.00
	Sausar	0	0.00	1603	1652.00	20927	55084	7761	10329.00
Panna		8	16.00	3140	1724.00	68768	74939	27792	28500.00
Block	Ajaigarh	0	0.00	11	6.00	4031	4510	1638	1741.00
	Gunnor	0	0.00	31	13.00	19553	17562	8025	6817.00
	Panna	8	16.00	1346	800.00	20170	32070	8034	11929.00
	Pawai	0	0.00	1734	898.00	16916	13341	6784	5113.00
	Shahnagar	0	0.00	18	7.00	8098	7456	3311	2900.00
Raisen		0	0.00	12220	10212.00	411037	581673	184306	196518.00
Block	Badi	0	0.00	2889	2529.00	96479	136272	43257	46062.00
	Begamganj	0	0.00	544	496.00	17905	25546	8029	8628.00
	Gairatganj	0	0.00	862	613.00	27997	39649	12554	13394.00
	Obaidallaganj	0	0.00	3707	3485.00	123464	174669	55361	59004.00
	Sanchi	0	0.00	2741	1996.00	96078	135966	43081	45929.00
	Silwani	0	0.00	895	691.00	29743	42098	13339	14220.00
	Udaipura	0	0.00	582	402.00	19371	27473	8685	9281.00
Rajgarh		12	24.00	10017	10432.00	334667	546375	153170	194538.00
Block	Biaora	7	15.00	1690	1414.00	77121	168989	35291	60103.00
	Khilchipur	0	0.00	125	245.00	32412	48601	14842	17320.00
	Narsinghgarh	0	0.00	750	1473.00	64302	83163	29441	29633.00
	Rajgarh	1	3.00	5948	4351.00	64038	113500	29309	40430.00
	Sarangpur	4	6.00	907	1780.00	63250	86983	28952	30974.00
	Zirapur	0	0.00	597	1169.00	33544	45139	15335	16078.00
Ratlam		2	3.00	10701	6871.00	279830	899857	139137	186965.00
Block	Alot	0	0.00	1655	867.00	60018	110862	27815	30188.00
	Bajna	0	0.00	462	342.00	23256	111977	13554	11451.00
	Jaora	0	0.00	1822	1273.00	62478	171586	24435	37124.00
	Piploda	0	0.00	302	343.00	11992	24152	6746	9463.00
	Ratlam	2	3.00	6037	3695.00	106112	451571	57705	88270.00
	Sailana	0	0.00	423	351.00	15974	29709	8882	10469.00

Rewa		20	42.00	7294	11958.00	158393	364931	54164	80109.00
Block	Gangev	1	1.00	1700	1614.00	15622	20295	5635	4526.00
	Jawa	0	0.00	99	1271.00	13139	9302	4467	2067.00
	Raipur - karchul	0	0.00	55	678.00	9126	11651	3104	2603.00
	Rewa	18	39.00	5119	4326.00	73201	275218	24867	60046.00
	Sirmour	0	0.00	156	1951.00	23210	24543	7894	5499.00
	Teonthar	1	2.00	165	2118.00	24095	23922	8197	5368.00
Sagar		2	5.00	12408	6091.00	332667	610590	196125	213644.00
Block	Banda	0	0.00	782	83.00	20441	21440	10094	8622.00
	Bina	0	0.00	3975	775.00	42806	81212	19655	27243.00
	Deori	0	0.00	493	84.00	26715	35464	19905	18693.00
	Jaisinagar	0	0.00	3	3.00	2530	2744	2271	1533.00
	Kesli	0	0.00	0	0.00	9675	12057	3924	5146.00
	Khurai	-1	1.00	163	35.00	29967	58100	15084	21523.00
	Malthon	0	0.00	8	6.00	11613	11011	10616	8105.00
	Rahatgarh	0	0.00	118	9.00	23755	30759	15480	17095.00
	Rehli	2	3.00	1944	347.00	29546	40152	19758	20124.00
	Sagar	1	1.00	4913	4748.00	114557	299266	64009	77590.00
	Shahgarh	0	0.00	9	1.00	21062	18385	15329	7970.00
Satna		0	0.00	7500	4000.00	126660	392670	68000	78000.00
Block	Majhgawan	0	0.00	715	382.00	12078	37441	6494	7449.00
	Nagod	0	0.00	1319	704.00	21087	67245	11968	13728.00
	Rampur-baghel	0	0.00	460	246.00	7775	24107	4182	4797.00
	Sohawal	0	0.00	4546	2422.00	77945	239770	41174	47229.00
	Unchehara	0	0.00	460	246.00	7775	24107	4182	4797.00
Sehore		70	200.00	8071	8038.00	319142	700655	135710	202984.00
Block	Ashta	15	37.00	1114	1210.00	73104	165612	31037	47976.00
	Budni	2	5.00	257	428.00	47176	91366	20112	26473.00
	Ichhawar	3	12.00	281	403.00	19084	42397	8134	12289.00
	Nasrullaganj	5	16.00	1450	1416.00	64303	132252	27341	38331.00
	Sehore	45	130.00	4969	4581.00	115475	269028	49086	77915.00
Seoni		15	30.00	10992	14160.00	280581	354701	196406	249428.00
Block	Barghat	0	0.00	640	1188.00	18536	16856	12984	11876.00
	Chhapara	0	0.00	440	887.00	20153	21019	14116	14846.00
	Dhanora	0	0.00	385	776.00	10374	7845	7263	5532.00
	Ghansaur	0	0.00	275	554.00	20860	15013	14607	10577.00
	Keolari	0	0.00	794	1511.00	25034	23023	17534	16247.00
	Kurai	0	0.00	689	1294.00	10638	10984	7452	7730.00
	Lakhnadon	0	0.00	661	1331.00	38993	36311	27304	25646.00
	Seoni	15	30.00	7108	6619.00	135993	223650	95146	156974.00
Shahdol		0	0.00	12144	6440.00	74230	136551	44315	38686.00
Block	Beohari	0	0.00	1734	1321.00	13106	26719	6146	7410.00
	Burhar	0	0.00	3655	1814.00	13425	17644	9481	8683.00
	Gohparu	0	0.00	690	228.00	1792	1681	912	471.00
	Jaisinghnagar	0	0.00	809	524.00	8337	10524	4665	3869.00
	Sohagpur	0	0.00	5256	2553.00	37570	79983	23111	18253.00

Shajapur		10	18.00	4786	4151.00	282480	536481	107967	173738.00
Block	Kalapipal	5	8.00	91	76.00	63716	93541	24433	30656.00
	Moman badodiy	0	0.00	291	247.00	27921	37208	10701	12196.00
	Shajapur	4	8.00	3860	3360.00	97098	236517	37032	76148.00
	Shujalpur	1	2.00	544	468.00	93745	169215	35801	54738.00
Sheopur		14	28.00	2268	12785.00	94219	129095	20105	39058.00
Block	Karahal	1	3.00	272	1176.00	4998	7467	1058	2248.00
	Sheopur	10	20.00	1646	10105.00	77609	109010	16572	32982.00
	Vijaypur	3	5.00	350	1504.00	11612	12618	2475	3828.00
Shivpuri		12	22.00	9606	10171.00	82133	257601	50862	76065.00
Block	Badarwas	0	0.00	272	242.00	5390	17412	3344	5171.00
	Karera	0	0.00	159	141.00	6132	16154	3804	4799.00
	Khaniyadhana	0	0.00	12	10.00	2998	6698	1858	1980.00
	Kolaras	0	0.00	131	116.00	7608	20304	4718	6028.00
	Narwar	0	0.00	16	14.00	3827	7791	2372	2304.00
	Pichhore	0	0.00	65	57.00	5337	14208	3311	4208.00
	Pohari	0	0.00	15	13.00	4418	9323	2740	2757.00
	Shivpuri	12	22.00	8936	9578.00	46423	165711	28715	48818.00
Sidhi		8	16.00	2007	1802.00	50193	80829	16842	26684.00
Block	Kusmi	2	3.00	12	132.00	4157	4616	1393	1520.00
	Majholi	1	2.00	24	164.00	6461	6500	2164	2128.00
	Rampur naikin	1	2.00	688	494.00	11577	12774	3852	4154.00
	Sidhi	3	6.00	1259	865.00	22076	50812	7445	16856.00
	Sihawal	1	3.00	24	147.00	5922	6127	1988	2026.00
Singrauli		0	0.00	60	210.00	23923	102533	17000	25000.00
Block	Baidhan	0	0.00	42	156.00	12079	70610	7760	12333.00
	Chitrangi	0	0.00	15	36.00	4851	16366	3450	5136.00
	Deosar	0	0.00	3	18.00	6993	15557	5790	7531.00
Tikamgarh		15	33.00	1778	933.00	83233	120078	54852	51110.00
Block	Baldeogarh	0	0.00	0	0.00	15664	10835	10207	4577.00
	Jatara	1	2.00	0	0.00	19547	12650	12980	5569.00
	Palera	0	0.00	0	0.00	6357	5265	3972	1994.00
	Tikamgarh	14	31.00	1778	933.00	41665	91328	27693	38970.00
Ujjain		60	158.00	20747	22572.00	451326	1289518	232395	318070.00
Block	Badnagar	14	32.00	1839	1995.00	63809	199144	32852	49434.00
	Ghatiya	2	4.00	245	833.00	33875	51611	17444	12438.00
	Khacharod	3	6.00	6302	4399.00	71078	118646	36607	29102.00
	Mahidpur	2	5.00	1362	6522.00	45011	103787	23182	25623.00
	Tarana	2	5.00	180	903.00	33251	74964	17121	18441.00
	Ujjain	37	106.00	10819	7920.00	204302	741366	105189	183032.00
Umaria		25	100.00	6935	4446.00	64551	52218	26809	29630.00
Block	Karkeli	16	63.00	4969	3125.00	39422	33460	16344	19418.00
	Manpur	4	14.00	608	526.00	9603	7097	4879	4232.00
	Pali	5	23.00	1358	795.00	15526	11661	5586	5980.00
Vidisha		58	7144.00	7812	9584.00	321851	686139	102256	177434.00
Block	Basoda	15	2590.00	1323	1894.00	65794	165542	20935	42641.00
	Gyaraspur	1	64.00	378	1526.00	35803	44911	11349	11647.00
	Kurwai	2	117.00	194	503.00	32836	44125	10416	11450.00
	Lateri	2	122.00	116	301.00	17205	23722	5457	6157.00
	Nateran	2	167.00	155	402.00	37561	46643	11905	12096.00
	Sironj	4	338.00	136	352.00	31506	50072	9996	13001.00
	Vidisha	32	3746.00	5510	4606.00	101146	311125	32198	80442.00
Grand Total		1230	18600	485921	438625	10185044	29374403	4687416	6396664

Block - wise Annual Credit Plan 2025-26

(Non Priority Sector)

Amount in lakh													
District with Block Name		Agriculture		Education		Housing		Personal Loan		Others		Total Non-Priority	
		No. of A/c	Amt.	No. of A/c	Amt.	No. of A/c	Amt.	No. of A/c	Amt.	No. of A/c	Amt.	No. of A/c	Amt.
Agar-malwa		362	1182	10	86	312	3472	1617	6364	10819	29708	13120	40812
Block	Agar	362	1182	7	66	181	2666	1405	5061	9206	22291	11161	31266
	Barod	0	0	1	3	23	159	70	485	408	1694	502	2341
	Nalkhera	0	0	1	9	55	299	39	206	539	2698	634	3212
	Susner	0	0	1	8	53	348	103	612	666	3025	823	3993
Alirajpur		9	480	3	45	147	1390	1323	6885	3858	16924	5340	25724
Block	Alirajpur	4	31	2	12	117	1111	620	3991	2863	12262	3606	17407
	Bhavra	0	0	1	33	4	36	239	901	170	630	414	1600
	Jobat	5	449	0	0	10	70	120	529	564	2547	699	3595
	Katthiwada	0	0	0	0	0	0	96	430	66	288	162	718
	Sondwa	0	0	0	0	12	144	100	392	119	670	231	1206
	Udaigarh	0	0	0	0	4	29	148	642	76	527	228	1198
Anuppur		18	118	12	144	202	2015	1978	12533	11082	33401	13292	48211
Block	Anuppur	6	15	4	39	155	1714	1184	7017	7195	17992	8544	26777
	Jaithari	0	0	4	54	16	92	104	484	705	2237	829	2867
	Kotma	12	103	4	51	28	188	413	2701	2680	10943	3137	13986
	Pushparajgarh	0	0	0	0	3	21	277	2331	502	2229	782	4581
Ashoknagar		437	1141	34	476	226	2944	1980	8187	13598	46630	16275	59378
Block	Ashoknagar	414	1061	34	476	136	2004	1475	6408	8808	29660	10867	39609
	Chanderi	14	50	0	0	27	323	254	860	991	3963	1286	5196
	Isagarh	0	0	0	0	30	301	20	107	2052	6653	2102	7061
	Mungaoli	9	30	0	0	33	316	231	812	1747	6354	2020	7512
Balaghat		146	2912	30	549	855	9194	2846	16095	19648	68393	23525	97143
Block	Baihar	0	0	0	0	17	134	175	1202	1136	3824	1328	5160
	Balaghat	138	2787	18	311	516	6083	1580	9474	11389	42598	13641	61253
	Birsa	0	0	0	0	0	0	35	182	152	427	187	609
	Katangi	0	0	0	0	44	393	278	1073	1203	3564	1525	5030
	Khairlanji	0	0	2	27	9	75	38	186	409	1106	458	1394
	Kirnapur	0	0	0	0	28	166	81	523	952	2797	1061	3486
	Lalbarra	0	0	0	0	23	169	218	1108	928	1742	1169	3019
	Lanji	0	0	0	0	19	108	142	696	1221	3698	1382	4502
	Paraswada	0	0	0	0	10	100	101	627	236	834	347	1561
	Waraseoni	8	125	10	211	189	1966	198	1024	2022	7803	2427	11129
Barwani		80	1100	30	300	650	6800	2500	8800	20000	67700	23260	84700
Block	Barwani	79	1095	11	96	362	4548	1951	5803	15486	47151	17889	58693
	Niwali	0	0	1	13	9	83	13	58	365	1840	388	1994
	Pansemal	0	0	3	34	72	590	81	436	864	4269	1020	5329
	Pati	0	0	0	0	3	66	29	178	75	282	107	526
	Rajpur	0	0	2	22	28	117	53	268	750	3563	833	3970
	Sendhwa	1	5	9	106	133	1053	285	1591	1647	6792	2075	9547
	Thikri	0	0	4	29	43	343	88	466	813	3803	948	4641

	Betul	125	978	46	429	538	9080	4270	18383	31627	99700	36606	128570
<i>Bblock</i>	Amla	9	35	1	20	33	575	326	1203	3510	8682	3879	10515
	Athner	0	0	0	0	1	37	93	461	929	1574	1023	2072
	Betul	63	667	34	334	422	7173	2207	9165	14718	45992	17444	63331
	Bhainsdehi	28	72	0	0	13	159	247	1069	2707	5455	2995	6755
	Bhimpur	0	0	0	0	0	0	0	0	0	0	0	0
	Chicholi	0	0	2	1	1	7	94	529	1109	3763	1206	4300
	Ghoda dongri	0	0	3	12	10	218	583	2853	1532	3938	2128	7021
	Multai	25	204	6	62	43	511	505	1866	3692	7943	4271	10586
	Prabhat pattan	0	0	0	0	0	16	9	20	57	106	66	142
	Shahpur	0	0	0	0	15	384	206	1217	3373	22247	3594	23848
	Bhind	133	1432	8	107	244	4121	2444	8025	17710	72901	20539	86586
<i>Bblock</i>	Ater	0	0	0	0	1	80	41	180	492	579	534	839
	Bhind	37	664	5	56	133	2135	1616	4900	11292	34628	13083	42383
	Gohad	44	213	3	51	81	1537	324	1446	2868	26468	3320	29715
	Lahar	21	219	0	0	7	159	180	401	1309	5558	1517	6337
	Mehgaon	31	336	0	0	21	210	178	739	1376	4773	1606	6058
	Ron	0	0	0	0	1	0	105	359	373	895	479	1254
	Bhopal	1553	294000	1180	10000	13712	420000	33536	150000	324688	1100000	374669	1974000
<i>Bblock</i>	Berasia	763	12361	105	1143	829	33375	2206	12049	67040	82968	70943	141896
	Phanda	790	281639	1075	8857	12883	386625	31330	137951	257648	1017032	303726	1832104
	Burhanpur	132	2433	21	240	629	7358	2330	7613	14208	57184	17320	74828
<i>Bblock</i>	Burhanpur	132	2433	19	230	588	6888	2165	6715	13219	52284	16123	68550
	Khaknar	0	0	2	10	41	470	165	898	989	4900	1197	6278
	Chhatarpur	280	3115	28	280	790	9252	2366	8812	22324	79548	25788	101007
<i>Bblock</i>	Bada-malhera	0	0	1	13	43	442	33	86	1024	3871	1101	4412
	Barigarh	0	0	1	3	12	139	8	26	358	1257	379	1425
	Bijawar	0	0	1	15	48	457	28	74	874	3777	951	4323
	Buxwaha	0	0	1	7	24	224	16	47	452	1912	493	2190
	Chhatarpur	238	2654	18	176	470	5859	1761	6581	15850	52670	18337	67940
	Laundi	5	54	1	17	54	487	65	255	907	4175	1032	4988
	Nowgong	26	296	2	22	83	1004	248	937	1670	7002	2029	9261
	Rajnagar	11	111	3	27	56	640	207	806	1189	4884	1466	6468
	Chhindwara	300	6858	54	519	1034	16520	6755	27808	41856	114555	49999	166260
<i>Bblock</i>	Amarwara	40	386	0	0	14	128	459	993	1243	1697	1756	3204
	Bichhua	0	0	3	29	5	70	63	552	559	744	630	1395
	Chaurai	37	313	0	0	18	226	220	1966	1840	2557	2115	5062
	Chhindwara	116	5611	43	428	848	14292	4465	16033	30277	97155	35749	133519
	Harrai	0	0	0	0	4	49	24	184	244	556	272	789
	Jamai	8	230	2	20	23	273	339	3066	2337	2871	2709	6460
	Mohkhed	0	0	0	0	44	578	145	1098	822	1263	1011	2939
	Parasia	99	318	6	42	76	895	988	3611	4121	6780	5290	11646
	Tamia	0	0	0	0	2	9	52	305	413	932	467	1246
	Damoh	188	2438	6	88	800	9050	1510	6804	14504	55699	17008	74079
<i>Bblock</i>	Batiyagarh	0	0	0	0	42	441	21	76	574	2495	637	3012
	Damoh	171	2234	6	88	466	5427	1021	4848	9714	35552	11378	48149
	Hatta	16	197	0	0	80	864	178	746	1279	5327	1553	7134
	Jabera	0	0	0	0	39	443	91	382	616	2399	746	3224
	Patera	0	0	0	0	38	425	41	170	580	2401	659	2996
	Pathariya	0	0	0	0	92	971	108	443	1144	5038	1344	6452
	Tendukheda	1	7	0	0	43	479	50	139	597	2487	691	3112

	Datia	147	1282	10	82	494	5008	2048	7094	11042	41687	13741	55153
<i>Bt-bt</i>	Bhander	13	105	2	16	47	670	115	599	1492	6996	1669	8386
	Datia	133	1175	7	63	399	3467	1852	6126	8507	29219	10898	40050
	Seondha	1	2	1	3	48	871	81	369	1043	5472	1174	6717
	Dewas	734	4997	47	637	1963	36220	6631	22742	52391	148620	61766	213216
<i>Bt-bt</i>	Bagli	15	102	3	35	197	3480	465	1588	3248	12362	3928	17567
	Dewas	546	3606	34	468	1311	24504	3731	14924	29125	95746	34747	139248
	Kannod	33	248	2	26	98	1876	300	1299	2287	8188	2720	11637
	Khategaon	120	893	3	53	190	3269	1222	2876	9796	16979	11331	24070
	Sonkatch	20	148	3	44	122	2237	814	1654	6577	10571	7536	14654
	Tonk khurd	0	0	2	11	45	854	99	401	1358	4774	1504	6040
	Dhar	785	10058	52	666	2062	24736	8926	30954	60001	193549	71826	259963
<i>Bt-bt</i>	Badnawar	1	324	1	8	42	582	331	1226	976	3376	1351	5516
	Bagh	0	0	0	0	3	44	25	164	175	731	203	939
	Dahi	0	0	0	0	3	44	25	165	225	1007	253	1216
	Dhar	782	9474	35	421	1771	20823	6303	22248	54931	171384	63822	224350
	Dharamपुरi	1	256	1	6	55	643	238	790	686	3098	981	4793
	Gandhwani	0	0	0	0	2	29	17	110	132	697	151	836
	Kukshi	0	0	5	21	80	1390	1069	2304	663	3285	1817	7000
	Manawar	1	4	10	210	82	851	605	2795	733	3619	1431	7479
	Nalchha	0	0	0	0	8	138	198	568	297	1849	503	2555
	Nisarpur	0	0	0	0	0	0	0	0	0	0	0	0
	Sardarpur	0	0	0	0	13	149	89	417	700	2866	802	3432
	Tirla	0	0	0	0	1	14	9	56	183	781	193	851
	Umarban	0	0	0	0	2	29	17	111	300	856	319	996
	Dindori	22	111	3	55	34	873	1343	7800	5970	18142	7372	26981
<i>Bt-bt</i>	Amarpur	0	0	0	0	0	3	26	104	248	495	274	602
	Bajag	3	23	0	0	1	2	151	915	656	806	811	1746
	Dindori	16	88	0	0	31	723	732	3904	3240	11864	4019	16579
	Karanjiya	0	0	0	0	0	0	64	427	69	384	133	811
	Mehandwani	0	0	0	0	0	0	0	0	0	0	0	0
	Samnapur	0	0	0	0	0	0	2	7	24	41	26	48
	Shahpura	3	0	3	55	2	145	368	2443	1733	4552	2109	7195
	East nimar	241	1912	27	494	1406	16400	4305	15468	31240	115726	37219	150000
<i>Bt-bt</i>	Baladi	0	0	0	0	0	0	0	0	0	0	0	0
	Chhaigaon makhar	0	0	0	0	0	0	0	0	0	0	0	0
	Harsud	0	0	0	0	4	16	0	0	147	170	151	186
	Khalwa	0	0	0	0	0	0	0	0	0	0	0	0
	Khandwa	241	1912	27	494	1402	16384	4305	15468	31093	115556	37068	149814
	Pandhana	0	0	0	0	0	0	0	0	0	0	0	0
	Punasa	0	0	0	0	0	0	0	0	0	0	0	0
	Guna	374	5697	18	141	696	9144	3720	13632	33846	105390	38654	134004
<i>Bt-bt</i>	Aron	1	31	1	15	66	945	199	627	1708	8596	1975	10214
	Bamori	1	29	1	14	57	853	44	183	1554	7529	1657	8608
	Chachaura	20	168	3	22	129	744	876	2719	1186	5752	2214	9405
	Guna	352	5469	13	90	444	6602	2601	10103	29398	83513	32808	105777
	Raghogarh	0	0	0	0	0	0	0	0	0	0	0	0
	Gwalior	280	5084	246	2221	2507	61691	15335	66475	72197	304118	90565	439589
<i>Bt-bt</i>	Bhitarwar	18	98	26	193	197	4203	1747	3794	3220	32899	5208	41187
	Dabra	69	328	27	462	151	5104	1874	7534	24174	53303	26295	66731
	Ghatigaon	182	2831	133	985	1722	37581	6682	36456	31543	170326	40262	248179
	Morar	11	1827	60	581	437	14803	5032	18691	13260	47590	18800	83492
	Harda	450	1970	16	295	556	6290	3415	10940	19872	35320	24309	54815
<i>Bt-bt</i>	Harda	393	1679	13	233	427	4665	2878	8418	17742	26107	21453	41102
	Khirkiya	33	174	2	38	64	723	203	880	948	4603	1250	6418
	Timarni	24	117	1	24	65	902	334	1642	1182	4610	1606	7295
	Hoshangabad	784	6273	36	346	2210	16733	6882	22980	46268	116430	56180	162762
<i>Bt-bt</i>	Babai	26	175	4	56	61	520	403	1520	3898	6618	4392	8889
	Bankheddi	45	91	0	4	33	447	349	516	4003	10354	4430	11412
	Hoshangabad	50	1613	12	135	1236	9271	2841	9227	16225	35829	20364	56075
	Kesla	192	1739	12	49	520	4155	1302	5826	5809	19987	7835	31756
	Pipariya	380	2119	7	98	264	1278	1038	2872	9821	29264	11510	35631
	Seoni-malwa	79	237	1	4	47	674	616	1637	4621	9660	5364	12212
	Sohagpur	12	299	0	0	49	388	333	1382	1891	4718	2285	6787

Indore		1125	73500	2100	30000	19438	444547	45178	198949	411902	2997004	479743	3744000
Block	Depalpur	24	387	52	616	463	9923	1098	3770	9243	105196	10880	119892
	Indore	981	71067	1937	27947	17530	404262	40713	181857	376602	2665018	437763	3350151
	Mhow	32	525	75	969	675	14535	1718	7380	16075	105003	18575	128412
	Sawer	88	1521	36	468	770	15827	1649	5942	9982	121787	12525	145545
Jabalpur		839	12344	306	4210	4961	99025	15827	82130	122116	810870	144049	1008579
Block	Jabalpur	442	11928	298	4102	4703	94650	13375	72766	107816	786498	126634	969944
	Kundam	0	0	0	0	3	76	187	668	283	1308	473	2052
	Majholi	0	0	0	0	6	165	70	375	490	1400	566	1940
	Panagar	3	4	2	39	95	1556	495	1481	5980	5705	6575	8785
	Patan	276	90	0	0	52	1087	420	1781	2168	4252	2916	7210
	Shahpura	14	90	2	12	51	739	665	3000	1295	2998	2027	6839
	Sihora	104	232	4	57	51	752	615	2059	4084	8709	4858	11809
Jhabua		68	2099	21	239	627	7418	2225	12646	11517	99567	14458	121969
Block	Jhabua	13	379	9	89	319	4107	1313	8838	5856	76196	7510	89609
	Meghnagar	0	0	4	47	91	1163	311	1402	1203	4580	1609	7192
	Petlawad	48	1634	3	74	54	564	333	1618	1802	8586	2240	12476
	Rama	0	0	0	0	1	1	40	85	125	377	166	463
	Ranapur	0	0	2	0	22	196	124	278	869	2783	1017	3257
	Thandla	7	86	3	29	140	1387	104	425	1662	7045	1916	8972
Katni		71	678	35	558	1133	15659	3484	15098	26960	93230	31683	125223
Block	Badwara	0	0	1	2	7	102	74	372	226	919	308	1395
	Bahoriband	0	0	1	19	59	630	220	1159	841	4138	1121	5946
	Dhimar kheda	0	0	1	6	20	247	162	845	343	1556	526	2654
	Katni	71	678	28	475	877	12663	2732	11331	23716	76899	27424	102046
	Rithi	0	0	1	14	46	490	207	1095	666	3228	920	4827
	Vijayraghavgarh	0	0	3	42	124	1527	89	296	1168	6490	1384	8355
Khargone		470	6617	41	711	1672	20027	7954	31835	43410	112811	53547	172001
Block	Barwah	118	1664	6	114	188	2262	1317	4426	3601	17441	5230	25907
	Bhagvanpura	1	8	2	45	46	710	83	435	881	3348	1013	4546
	Bhikangaon	19	279	4	74	75	847	591	2129	1328	6804	2017	10133
	Gogawan	0	0	1	12	3	47	111	528	493	1818	608	2405
	Kasrawad	2	35	3	72	72	746	342	1411	1531	6890	1950	9154
	Khargone	327	4598	17	251	1175	14303	4934	20519	32723	65546	39176	105217
	Maheshwar	3	33	7	134	110	1068	450	1826	2231	8761	2801	11822
	Segaon	0	0	0	0	1	6	41	161	196	686	238	853
	Ziranya	0	0	1	9	2	38	85	400	426	1517	514	1964
Maihar		200	250	10	50	300	1800	1500	6500	15000	35000	17010	43600
Block	Amarpatan	33	41	0	0	49	302	252	1092	2520	5880	2854	7315
	Maihar	143	180	10	50	216	1282	1068	4628	10680	24920	12117	31060
	Ramnagar	24	29	0	0	35	216	180	780	1800	4200	2039	5225
Mandla		46	289	6	111	380	3248	1733	9154	9988	37425	12153	50227
Block	Bichhiya	0	0	1	11	28	167	209	1402	818	3303	1056	4883
	Bijadandi	0	0	0	0	0	0	43	224	37	103	80	327
	Ghughari	0	0	0	0	2	13	137	762	180	584	319	1359
	Mandla	40	279	5	75	281	2569	934	4806	6785	26884	8045	34613
	Mawai	0	0	0	25	0	0	8	26	9	28	17	79
	Mohgaon	0	0	0	0	0	0	20	127	30	35	50	162
	Nainpur	6	10	0	0	44	415	251	1301	1439	3523	1740	5249
	Narayanganj	0	0	0	0	14	40	55	325	342	1664	411	2029
	Niwas	0	0	0	0	11	44	76	181	348	1301	435	1526
Mandsaur		752	12425	28	321	949	11891	4345	16469	36155	117256	42229	158362
Block	Bhanpura	10	114	2	3	29	326	209	1161	2612	7370	2862	8974
	Garoth	111	637	2	32	51	603	396	1212	3512	14199	4072	16683
	Malhargarh	0	0	2	9	46	319	227	994	2646	11034	2921	12356
	Mandsaur	530	10866	22	277	773	10254	3338	12255	24934	78587	29597	112239
	Sitamau	101	808	0	0	50	389	175	847	2451	6066	2777	8110
Mauganj		8	66	1	6	34	381	645	3341	1826	7647	2514	11441
Block	Hanumana	2	10	1	1	9	109	191	957	562	2289	765	3366
	Mauganj	6	56	0	5	19	204	362	1900	997	4262	1384	6427
	Naigarhi	0	0	0	0	6	68	92	484	267	1096	365	1648

	Morena	119	3450	17	126	535	6064	4902	15251	22496	104811	28069	129702
Block	Ambah	6	103	2	20	35	483	474	2198	5722	13178	6239	15982
	Joura	1	3	0	0	50	451	183	634	1680	7303	1914	8391
	Kailaras	14	338	3	7	45	426	245	1199	1244	6657	1551	8627
	Morena	84	2320	11	79	305	3784	3658	9736	9866	60790	13924	76709
	Pahadgarh	0	0	0	0	1	26	5	10	158	609	164	645
	Porsa	13	613	0	0	27	410	208	1005	1634	6845	1882	8873
	Sabalgah	3	73	1	20	72	484	129	469	2192	9429	2397	10475
	Narsimhapur	454	1555	12	135	487	5676	2976	12607	19475	41718	23404	61691
Block	Babai chichali	0	0	0	0	3	47	24	88	141	273	168	408
	Chawarpatha	0	0	0	0	7	31	162	763	409	1105	578	1899
	Gotegaon	124	134	0	0	38	394	272	1271	2628	5574	3062	7373
	Kareli	27	63	5	71	60	1441	602	3020	6092	11409	6786	16004
	Narsimhapur	151	1133	6	51	282	2836	1375	5758	7160	15454	8974	25232
	Sainkheda	152	225	1	13	97	927	541	1707	3045	7903	3836	10775
	Neemuch	429	6940	28	430	660	9814	3610	13364	23392	100390	28119	130938
Block	Jawad	8	148	2	39	50	822	207	864	1201	7401	1468	9274
	Manasa	11	244	4	58	67	1076	550	1914	1537	8655	2169	11947
	Neemuch	410	6548	22	333	543	7916	2853	10586	20654	84334	24482	109717
	Niwari	55	505	5	46	92	1008	248	948	4068	16984	4468	19491
Block	Niwari	43	419	3	24	52	592	172	640	2124	8795	2394	10470
	Prithvipur	12	86	2	22	40	416	76	308	1944	8189	2074	9021
	Pandhurna	49	678	12	291	89	2197	1157	3883	5694	13253	7001	20302
Block	Pandhurna	31	424	7	168	56	1519	468	1656	2956	7996	3518	11763
	Sausar	18	254	5	123	33	678	689	2227	2738	5257	3483	8539
	Panna	115	660	4	20	148	1500	1102	5690	9224	32008	10593	39878
Block	Ajaigarh	1	1	0	0	10	101	40	184	490	2153	541	2439
	Gunnor	8	41	0	0	28	283	158	782	1510	6460	1704	7566
	Panna	104	615	4	20	78	781	788	4215	5326	15446	6300	21077
	Pawai	1	2	0	0	19	199	72	316	1160	4788	1252	5305
	Shahnagar	1	1	0	0	13	136	44	193	738	3161	796	3491
	Raisen	318	3170	36	560	1574	12677	3742	13580	28350	56128	34020	86115
Block	Badi	0	0	0	0	0	0	0	0	0	0	0	0
	Begamganj	1	1	0	0	1	3	2	3	6	18	10	25
	Gairatganj	52	505	5	89	250	2020	595	2164	4517	8947	5419	13725
	Obaidallaganj	137	1391	17	245	694	5580	1644	5962	12453	24649	14945	37827
	Sanchi	128	1273	14	226	629	5074	1501	5451	11374	22514	13646	34538
	Silwani	0	0	0	0	0	0	0	0	0	0	0	0
	Udaipura	0	0	0	0	0	0	0	0	0	0	0	0
	Rajgarh	548	3680	20	262	1652	8490	4475	14654	34464	94098	41159	121184
Block	Biaora	0	0	2	30	280	1528	450	2080	2815	13885	3547	17523
	Khilchipur	0	0	3	43	259	1233	121	596	2137	11515	2520	13387
	Narsinghgarh	0	0	2	30	191	955	130	701	2017	9875	2340	11561
	Rajgarh	421	3404	9	110	619	3162	3575	10251	24022	42816	28646	59743
	Sarangpur	127	276	4	49	297	1538	142	657	3017	14451	3587	16971
	Zirapur	0	0	0	0	6	74	57	369	456	1556	519	1999
	Ratlam	790	5767	59	850	1057	20286	6931	25626	47750	202193	56587	254722
Block	Alot	189	376	6	27	55	1240	635	2452	3769	14383	4654	18478
	Bajna	0	0	0	0	52	2058	319	1688	8027	33672	8398	37418
	Jaora	333	1410	6	76	92	2205	625	4397	5331	19242	6387	27330
	Piploda	0	0	0	0	6	146	76	432	848	1763	930	2341
	Ratlam	243	3866	46	739	826	14307	5046	15789	28807	129247	34968	163948
	Sailana	25	115	1	8	26	330	230	868	968	3886	1250	5207

	Rewa	71	856	48	692	1876	26715	5732	33439	34774	127928	42501	189630
<i>Bblock</i>	Gangev	1	4	1	12	74	1040	293	1844	489	3124	858	6024
	Jawa	0	0	1	4	27	418	64	453	248	1967	340	2842
	Raipur - karchuliya	0	0	1	17	37	510	171	1229	273	1597	482	3353
	Rewa	68	831	41	609	1585	22460	4518	25379	32532	112661	38744	161940
	Sirmour	1	13	2	20	69	1133	370	2385	683	4413	1125	7964
	Teonthar	1	8	2	30	84	1154	316	2149	549	4166	952	7507
	Sagar	1262	40673	69	643	1314	14688	5595	25469	44781	119893	53021	201366
<i>Bblock</i>	Banda	29	406	0	0	30	306	136	769	1701	3943	1896	5424
	Bina	360	1849	8	116	50	456	918	3255	6570	11650	7906	17326
	Deori	27	470	1	30	26	198	249	752	1720	3723	2023	5173
	Jaisinagar	0	0	0	0	1	46	7	20	118	255	126	321
	Kesli	0	0	0	0	5	54	48	345	323	862	376	1261
	Khurai	77	684	21	124	51	524	346	1252	2248	7096	2743	9680
	Malthon	0	0	0	0	1	17	28	120	176	245	205	382
	Rahatgarh	23	146	1	12	6	59	196	686	763	1909	989	2812
	Rehli	70	1628	0	0	14	149	122	782	1787	4756	1993	7315
	Sagar	676	35490	38	361	1130	12879	3452	16845	28805	84416	34101	149991
	Shahgarh	0	0	0	0	0	0	93	643	570	1038	663	1681
	Satna	500	800	30	450	1000	12000	4000	18000	30000	150000	35530	181250
<i>Bblock</i>	Majhgawan	47	74	1	6	96	1146	382	1719	2865	14325	3391	17270
	Nagod	88	137	3	39	176	2112	704	3168	5280	26400	6251	31856
	Rampur-baghelan	30	48	0	0	62	738	246	1107	1845	9225	2183	11118
	Sohawal	305	493	26	405	604	7266	2422	10899	18165	90825	21522	109888
	Unchehara	30	48	0	0	62	738	246	1107	1845	9225	2183	11118
	Sehore	741	7721	32	455	925	12574	6098	21418	35155	76365	42951	118533
<i>Bblock</i>	Ashta	269	2856	7	89	179	2470	1333	4780	6755	18305	8543	28500
	Budni	5	76	3	42	99	1253	496	1791	1862	7301	2465	10463
	Ichhawar	68	157	6	53	76	1088	305	1111	898	3438	1353	5847
	Nasrullaganj	103	544	3	53	111	1683	1205	3642	10977	14011	12399	19933
	Sehore	296	4088	13	218	460	6080	2759	10094	14663	33310	18191	53790
	Seoni	306	7339	18	268	804	9442	3758	16346	20796	74448	25682	107843
<i>Bblock</i>	Barghat	0	0	0	0	41	404	64	277	770	3978	875	4659
	Chhapara	0	0	0	0	34	389	132	751	709	3232	875	4372
	Dhanora	0	0	0	0	0	0	33	203	103	311	136	514
	Ghansaur	0	0	0	0	34	319	40	135	576	3184	650	3638
	Keolari	0	0	0	0	29	292	124	715	745	3217	898	4224
	Kurai	0	0	0	0	7	138	39	229	195	779	241	1146
	Lakhnadon	1	10	0	0	42	490	396	1391	854	3757	1293	5648
	Seoni	305	7329	18	268	617	7410	2930	12645	16844	55990	20714	83642
	Shahdol	64	462	8	159	594	6958	2522	13134	14874	57555	18062	78268
<i>Bblock</i>	Beohari	29	117	0	0	58	636	343	1480	3014	12757	3444	14990
	Burhar	1	3	0	0	29	418	482	2287	1738	5550	2250	8258
	Gohparu	0	0	0	0	6	17	2	21	115	542	123	580
	Jaisinghnagar	0	0	0	0	24	377	120	577	1168	5566	1312	6520
	Sohagpur	34	342	8	159	477	5510	1575	8769	8839	33140	10933	47920
	Shajapur	548	4367	22	231	444	5179	4114	13069	24737	60566	29865	83412
<i>Bblock</i>	Kalapipal	0	0	3	16	24	271	513	1697	612	2295	1152	4279
	Moman badodiya	2	5	1	7	23	172	90	411	480	2335	596	2930
	Shajapur	136	1207	9	116	210	2256	1525	4912	8871	29920	10751	38411
	Shujalpur	410	3155	9	92	187	2480	1986	6049	14774	26016	17366	37792
	Sheopur	158	420	5	20	84	1014	1115	4604	5288	21220	6650	27278
<i>Bblock</i>	Karahal	0	0	0	0	12	253	72	196	281	1808	365	2257
	Sheopur	158	420	3	11	61	636	995	4153	4652	17211	5869	22431
	Vijaypur	0	0	2	9	11	125	48	255	355	2201	416	2590
	Shivpuri	316	2278	11	158	400	5408	2326	10110	23407	92794	26460	110748
<i>Bblock</i>	Badarwas	27	203	0	0	24	394	82	389	1181	6828	1314	7814
	Karera	15	112	0	0	28	472	127	726	1262	6645	1432	7955
	Khaniyadhana	0	0	0	0	12	201	15	57	579	2790	606	3048
	Kolaras	13	92	1	6	37	561	204	782	1741	9083	1996	10524
	Narwar	0	0	0	0	13	244	16	53	721	3369	750	3666
	Pichhore	6	45	1	18	30	278	135	883	814	3977	986	5201
	Pohari	0	0	1	14	24	274	44	283	712	3381	781	3952
	Shivpuri	255	1826	8	120	232	2984	1703	6937	16397	56721	18595	68588

	Sidhi	74	787	6	108	202	2520	2612	16192	10335	34570	13229	54177
Block	Kusmi	0	0	0	0	1	37	33	222	542	3970	576	4229
	Majholi	1	2	1	2	8	197	148	926	287	974	445	2101
	Rampur naikin	3	17	0	0	13	377	278	1608	479	1528	773	3530
	Sidhi	69	766	5	106	176	1756	2016	12487	8811	27419	11077	42534
	Sihawal	1	2	0	0	4	153	137	949	216	679	358	1783
	Singrauli	10	20	25	350	200	3000	3000	22000	13000	73500	16235	98870
Block	Baidhan	10	20	19	248	174	2525	2348	17807	6698	39908	9249	60508
	Chitrangi	0	0	6	102	17	339	438	2902	4494	25413	4955	28756
	Deosar	0	0	0	0	9	136	214	1291	1808	8179	2031	9606
	Tikamgarh	124	2674	15	225	205	3164	1048	5204	11627	39853	13019	51120
Block	Baldeogarh	0	0	0	0	17	219	46	142	994	4368	1057	4729
	Jatara	0	0	0	0	22	276	60	182	1239	5568	1321	6026
	Palera	0	0	0	0	13	163	27	83	546	2668	586	2914
	Tikamgarh	124	2674	15	225	153	2506	915	4797	8848	27249	10055	37451
	Ujjain	920	5210	130	2072	3192	56128	11219	41867	84530	242254	99991	347531
Block	Badnagar	4	12	49	674	589	9907	1239	5742	10327	31607	12208	47942
	Ghatiya	0	0	2	16	26	544	157	808	975	10730	1160	12098
	Khacharod	0	0	9	148	190	3327	794	2741	6606	25136	7599	31352
	Mahidpur	0	0	5	68	136	2556	268	1233	2647	16895	3056	20752
	Tarana	0	0	5	79	123	2063	214	1169	1987	12067	2329	15378
	Ujjain	916	5198	60	1087	2128	37731	8547	30174	61988	145819	73639	220009
	Umaria	0	0	3	18	100	845	1542	5961	5348	20639	6993	27463
Block	Karkeli	0	0	2	12	76	665	1007	3886	2728	10339	3813	14902
	Manpur	0	0	0	0	10	78	230	905	1190	4500	1430	5483
	Pali	0	0	1	6	14	102	305	1170	1430	5800	1750	7078
	Vidisha	1274	5636	44	602	814	8043	5234	15484	26169	72132	33535	101897
Block	Basoda	0	0	0	0	0	0	0	0	0	0	0	0
	Gyaraspur	0	0	0	0	0	0	0	0	0	0	0	0
	Kurwai	0	0	0	0	0	0	0	0	0	0	0	0
	Lateri	0	0	0	0	0	0	0	0	0	0	0	0
	Nateran	0	0	0	0	0	0	0	0	0	0	0	0
	Sironj	0	0	0	0	0	0	0	0	0	0	0	0
	Vidisha	1274	5636	44	602	814	8043	5234	15484	26169	72132	33535	101897
	Grand Total	20404	569487	5124	63577	80009	1517677	290009	1228416	2137357	9157435	2532903	12536592

ANNEXURE

DISTRICT-WISE APPROVED ACP 2025-26

LBS-MIS-I
Statement showing Targets of Annual Credit Plans (ACP) for the FY 2025-26

Name of the District: **AGAR MALWA**

No. in actuals. Amount in lakhs

Sr. No.	Categories	Yearly Targets under ACP 2025-26	
		Number	Amount
1	PRIORITY SECTOR		
1A	Agriculture=1A(i)+1A(ii)+1A(iii)	166271	313168.00
1A(i)	Farm Credit	154529	249213
	Crop Loans (out of Farm Credit)	153140	233852.00
1A(ii)	Agriculture Infrastructure	132869	201644.00
		15	52.00
1A(iii)	Ancillary Activities	1374	15309.00
1B	Micro, Small and Medium Enterprises=1B(i)+1B(ii)+1B(iii)+1B(iv)+1B(v)	9042	59746
1B(i)	Micro Enterprises (Manufacturing+Service)	8740	35925.00
1B(ii)	Small Enterprises (Manufacturing+Service)	243	23391.00
1B(iii)	Medium Enterprises (Manufacturing+Service)	24	354.00
1B(iv)	Khadi & Village Industries	31	70.00
1B(v)	Others under MSMEs	4	6.00
1C	Export Credit	0	0.00
1D	Education	142	573.00
1E	Housing	302	1756.00
1F	Social Infrastructure	6	16.00
1G	Renewable Energy	100	240.00
1H	Others	2150	1524.00
2	Sub Total=1A+1B+1C+1D+1E+1F+1G+1H	166271	313168
3	Loans to Weaker Sections under Priority Sector	45232	66078.00
4	NON-PRIORITY SECTOR	13120	40812.00
4A	Agriculture	362	1182.00
4B	Education	10	86.00
4C	Housing	312	3472.00
4D	Personal Loans under Non-Priority Sector	1617	6364.00
4E	Others	10819	29708.00
5	Sub-total=4A+4B+4C+4D+4E+4F	13120	40812
	TOTAL=2+5	179391	353980

sd/-
Lead District Manager
Name: **SURAJ KANT SAXENA**
Seal
Date: **26/03/25**

Sd-
District collector
Name:

APPROVED ANNUAL CREDIT PLAN FOR FY 2025-26
DISTRICT : ALIRAJPUR

Sr. No	Categories	Number in Actual & Amount in Lakh	
		Number	Amount
1	Priority Sector	85353	51046
1A	Agriculture = 1A(i)+1A(ii)+1A(iii)	76558	28988
1A(i)	Farm Credit	76389	26116
	Crop Loans (Out of Farm Credit)	71471	19452
1A(ii)	Agriculture Infrastructure	8	72
1A(iii)	Ancillary Activities	161	2800
1B	Micro, Small and Medium Enterprises = 1B(i)+1B(ii)+1B(iii)+1B(iv)+1B(v)	3284	14679
1B(i)	Micro Enterprises (Manufacturing + Service)	3184	11259
1B(ii)	Small Enterprises (Manufacturing + Service)	57	3212
1B(iii)	Medium Enterprises (Manufacturing + Service)	0	0
1B(iv)	Khadi and Village Industries	43	208
1B(v)	Others under MSMEs	0	0
1C	Export Credit	0	0
1D	Education	66	97
1E	Housing	217	914
1F	Social Infrastructure	0	0
1G	Renewable Energy	0	0
1H	Others	5228	6368
2	Sub total= 1A+1B+1C+1D+1E+1F+1G+1H	85353	51046
3	Loans to weaker Sections under Priority Sector	16726	20466
4	Non-Priority Sector	5340	25724
4A	Agriculture	9	480
4B	Education	3	45
4C	Housing	147	1390
4D	Personal Loans under Non-Priority Sector	1323	6885
4E	Others	3858	16924
5	Sub-total = 4A+4B+4C+4D+4E	5340	25724
	Total=2+5	90693	76770

Sd/-
 Lead District Manager
 Name: Rajesh Kumar
 Seal



Sd/-
 District Collector
 Name :

Date:

APPROVED ANNUAL CREDIT PLAN FOR FY 2025-26
DISTRICT : ANUPPUR

Number in Actual & Amount in Lakh

Sr. No	Categories	Total Credit Plan	
		Number	Amount
1	Priority Sector	37764	62985
1A	Agriculture = 1A(i)+1A(ii)+1A(iii)	24280	30194
1A(i)	Farm Credit	24118	28110
	Crop Loans (Out of Farm Credit)	11473	13200
1A(ii)	Agriculture Infrastructure	10	25
1A(iii)	Ancillary Activities	152	2059
1B	Micro, Small and Medium Enterprises = 1B(i)+1B(ii)+1B(iii)+1B(iv)+1B(v)	6564	26913
1B(i)	Micro Enterprises (Manufacturing + Service)	6290	18476
1B(ii)	Small Enterprises (Manufacturing + Service)	166	6760
1B(iii)	Medium Enterprises (Manufacturing + Service)	10	1563
1B(iv)	Khadi and Village Industries	90	70
1B(v)	Others under MSMEs	8	44
1C	Export Credit	0	0
1D	Education	120	150
1E	Housing	426	1300
1F	Social Infrastructure	0	0
1G	Renewable Energy	2	4
1H	Others	6372	4424
2	Sub total= 1A+1B+1C+1D+1E+1F+1G+1H	37764	62985
3	Loans to weaker Sections under Priority Sector	22225	24378
4	Non-Priority Sector	13292	48211
4A	Agriculture	18	118
4B	Education	12	144
4C	Housing	202	2015
4D	Personal Loans under Non-Priority Sector	1978	12533
4E	Others	11082	33401
5	Sub-total = 4A+4B+4C+4D+4E	13292	48211
	Total=2+5	51056	111196

Sd/-
Lead District Manager
Name :
Seal

Sd/-
District Collector
Name :

Date: 27/03/2025

LBS-MIS-I

Statement showing Targets of Annual Credit Plans (ACP) for the FY 2025-26

No. in actuals. Amount in lakhs

Name of the District:ASHOKNAGAR

Sr. No.	Categories	Yearly Targets under ACP 2025-26	
		Number	Amount
1	PRIORITY SECTOR	83392	229762.00
1A	Agriculture=1A(i)+1A(ii)+1A(iii)	64494	157025
1A(i)	Farm Credit	63474	146851.00
	Crop Loans (out of Farm Credit)	47440	112100.00
1A(ii)	Agriculture Infrastructure	82	1878.00
1A(iii)	Ancillary Activities	938	8296.00
1B	Micro, Small and Medium Enterprises=1B(i)+1B(ii)+1B(iii)+1B(iv)+1B(v)	9446	65518
1B(i)	Micro Enterprises (Manufacturing+Service)	8980	39246.00
1B(ii)	Small Enterprises (Manufacturing+Service)	418	22596.00
1B(iii)	Medium Enterprises (Manufacturing+Service)	20	3614.00
1B(iv)	Khadi & Village Industries	28	62.00
1B(v)	Others under MSMEs	0	0.00
1C	Export Credit	0	0.00
1D	Education	162	228.00
1E	Housing	456	1452.00
1F	Social Infrastructure	8	40.00
1G	Renewable Energy	12	24.00
1H	Others	8814	5475.00
2	Sub Total=1A+1B+1C+1D+1E+1F+1G+1H	83392	229762
3	Loans to Weaker Sections under Priority Sector	50274	97506.00
4	NON-PRIORITY SECTOR	16275	59378.00
4A	Agriculture	437	1141.00
4C	Education	34	476.00
4D	Housing	226	2944.00
4E	Personal Loans under Non-Priority Sector	1980	8187.00
4F	Others	13598	46630.00
5	Sub-total=4A+4B+4C+4D+4E+4F	16275	59378
	TOTAL=2+5	99667	289140

sd/-
Lead District Manager
Name: Rajeev
Seal
Date: 26-03-2025



Sd-
District collector
Name: Shri Subhash Kumar Dwivedi (म०प्र०)
जिला अशोकनगर (म०प्र०)

APPROVED ANNUAL CREDIT PLAN FOR FY 2025-26
DISTRICT : BALAGHAT

Number in Actual & Amount in Lakh

Sr. No	Categories	Total Credit Plan	
		Number	Amount
1	Priority Sector	138989	313146
1A	Agriculture = 1A(i)+1A(ii)+1A(iii)	115251	171923
1A(i)	Farm Credit	114009	133043
	Crop Loans (Out of Farm Credit)	78468	93091
1A(ii)	Agriculture Infrastructure	219	880
1A(iii)	Ancillary Activities	1023	38000
1B	Micro, Small and Medium Enterprises = 1B(i)+1B(ii)+1B(iii)+1B(iv)+1B(v)	13520	125120
1B(i)	Micro Enterprises (Manufacturing + Service)	12786	82023
1B(ii)	Small Enterprises (Manufacturing + Service)	550	34933
1B(iii)	Medium Enterprises (Manufacturing + Service)	32	5857
1B(iv)	Khadi and Village Industries	140	220
1B(v)	Others under MSMEs	12	2087
1C	Export Credit	1	9
1D	Education	448	667
1E	Housing	993	5579
1F	Social Infrastructure	2	387
1G	Renewable Energy	15	33
1H	Others	8759	9428
2	Sub total= 1A+1B+1C+1D+1E+1F+1G+1H	138989	313146
3	Loans to weaker Sections under Priority Sector	58912	76155
4	Non-Priority Sector	23525	97143
4A	Agriculture	146	2912
4B	Education	30	549
4C	Housing	855	9194
4D	Personal Loans under Non-Priority Sector	2846	16095
4E	Others	19648	68393
5	Sub-total = 4A+4B+4C+4D+4E	23525	97143
	Total=2+5	162514	410289


Lead District Manager
 Name :
 Seal


District Collector
 Name : **COLLECTOR**
 Distt.-BALAGHAT (M.P.)

Date: 12-03-2025

LBS-MIS-I

Statement showing Targets of Annual Credit Plans (ACP) for the FY 2025-26

No. in actuals, Amount in lakhs

Name of the District: **BARWANI**

Sr. No.	Categories	Yearly Targets under ACP 2025-26	
		Number	Amount
1	PRIORITY SECTOR	124701	366500.00
1A	Agriculture=1A(i)+1A(ii)+1A(iii)	137880	237704.00
1A(i)	Farm Credit	136380	161550.00
	Crop Loans (out of Farm Credit)	95000	127400.00
1A(ii)	Agriculture Infrastructure	120	1120.00
1A(iii)	Ancillary Activities	1380	75034.00
1B	Micro, Small and Medium Enterprises=1B(i)+1B(ii)+1B(iii)+1B(iv)+1B(v)	10792	114280.00
1B(i)	Micro Enterprises (Manufacturing+Service)	10300	62580.00
1B(ii)	Small Enterprises (Manufacturing+Service)	377	34980.00
1B(iii)	Medium Enterprises (Manufacturing+Service)	50	16200.00
1B(iv)	Khadi & Village Industries	60	420.00
1B(v)	Others under MSMEs	5	100.00
1C	Export Credit	4	50.00
1D	Education	365	616.00
1E	Housing	800	4200.00
1F	Social Infrastructure	4	50.00
1G	Renewable Energy	50	100.00
1H	Others	6660	9500.00
2	Sub Total=1A+1B+1C+1D+1E+1F+1G+1H	156555	366500.00
3	Loans to Weaker Sections under Priority Sector	46600	73300.00
4	NON-PRIORITY SECTOR	23260	84700.00
4A	Agriculture	80	1100.00
4B	Education	30	300.00
4C	Housing	650	6800.00
4D	Personal Loans under Non-Priority Sector	2500	8800.00
4E	Others	20000	67700.00
5	Sub-total=4A+4B+4C+4D+4E+4F	23260	84700.00
	TOTAL=2+5	179815	451200.00

Lead District Manager
Name: Sandeep Kumar Agrawal

Seal

Date: 23/03/2025



Ms Ghuncha Sanobar (I.A.S.)

District Collector

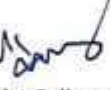
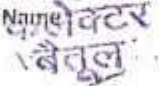
Seal

Collector
District-Barwani (M.P.)

APPROVED ANNUAL CREDIT PLAN FOR FY 2025-26
DISTRICT : BETUL

Sr. No	Categories	Number in Actual & Amount in Lakh	
		Total Credit Plan	
		Number	Amount
1	Priority Sector	216036	426632
1A	Agriculture = 1A(i)+1A(ii)+1A(iii)	192135	276640
1A(i)	Farm Credit	188733	231201
	Crop Loans (Out of Farm Credit)	111103	165554
1A(ii)	Agriculture Infrastructure	868	32597
1A(iii)	Ancillary Activities	2534	12842
1B	Micro, Small and Medium Enterprises = 1B(i)+1B(ii)+1B(iii)+1B(iv)+1B(v)	13575	138112
1B(i)	Micro Enterprises (Manufacturing + Service)	12802	76631
1B(ii)	Small Enterprises (Manufacturing + Service)	599	45262
1B(iii)	Medium Enterprises (Manufacturing + Service)	80	14725
1B(iv)	Khadi and Village Industries	83	253
1B(v)	Others under MSMEs	11	1241
1C	Export Credit	0	0
1D	Education	578	910
1E	Housing	806	5035
1F	Social Infrastructure	0	0
1G	Renewable Energy	0	0
1H	Others	8942	5935
2	Sub total= 1A+1B+1C+1D+1E+1F+1G+1H	216036	426632
3	Loans to weaker Sections under Priority Sector	106200	112683
4	Non-Priority Sector	36606	128570
4A	Agriculture	125	978
4B	Education	46	429
4C	Housing	538	9080
4D	Personal Loans under Non-Priority Sector	4270	18383
4E	Others	31627	99700
5	Sub-total = 4A+4B+4C+4D+4E	36606	128570
	Total=2+5	252642	555202

Sd/- 
Lead District Manager
Name : अग्रणी जिला प्रबंधक
Seal 

Sd/- 
District Collector
Name : 
बैतुल

Date:

APPROVED ANNUAL CREDIT PLAN FOR FY 2025-26

DISTRICT : BHIND

Sr. No	Categories	Total Credit Plan	
		Number	Amount
1	Priority Sector	71530	161217
1A	Agriculture = 1A(i)+1A(ii)+1A(iii)	60713	96649
1A(i)	Farm Credit	60084	89740
	Crop Loans (Out of Farm Credit)	39942	62507
1A(ii)	Agriculture Infrastructure	102	366
1A(iii)	Ancillary Activities	527	6543
1B	Micro, Small and Medium Enterprises = 1B(i)+1B(ii)+1B(iii)+1B(iv)+1B(v)	9284	60324
1B(i)	Micro Enterprises (Manufacturing + Service)	9049	38824
1B(ii)	Small Enterprises (Manufacturing + Service)	196	19580
1B(iii)	Medium Enterprises (Manufacturing + Service)	10	478
1B(iv)	Khadi and Village Industries	21	32
1B(v)	Others under MSMEs	8	1410
1C	Export Credit	2	1
1D	Education	222	350
1E	Housing	399	2200
1F	Social Infrastructure	4	15
1G	Renewable Energy	0	0
1H	Others	906	1678
2	Sub total= 1A+1B+1C+1D+1E+1F+1G+1H	71530	161217
3	Loans to weaker Sections under Priority Sector	30846	48866
4	Non-Priority Sector	20539	86586
4A	Agriculture	133	1432
4B	Education	8	107
4C	Housing	244	4121
4D	Personal Loans under Non-Priority Sector	2444	8025
4E	Others	17710	72901
5	Sub-total = 4A+4B+4C+4D+4E	20539	86586
	Total=2+5	92069	247803

Sd/- 
Lead District Manager.
Name : PROTAP SINGH
Seal 

Sd/- 
District Collector
Name : कलेक्टर
जिला भिण्ड

Date : 12/3/2025

LBS-MIS-I

Statement showing Targets of Annual Credit Plans (ACP) for the FY 2025-26

Name of the District: BHOPAL		No. in actuals. Amount in lakhs	
Sr. No.	Categories	Yearly Targets under ACP 2025-26	
		Number	Amount
1	PRIORITY SECTOR		
1A	Agriculture=1A(i)+1A(ii)+1A(iii)	311050	2671000
1A(i)	Farm Credit	179531	659000
	Crop Loans (out of Farm Credit)	175025	470000
1A(ii)	Agriculture Infrastructure	78448	340000
1A(iii)	Ancillary Activities	844	42000
		3662	147000
1B	Micro, Small and Medium Enterprises=1B(i)+1B(ii)+1B(iii)+1B(iv)+1B(v)		
1B(i)	Micro Enterprises (Manufacturing+Service)	82293	1722200
1B(ii)	Small Enterprises (Manufacturing+Service)	74356	720000
1B(iii)	Medium Enterprises (Manufacturing+Service)	5814	550000
1B(iv)	Khadi & Village Industries	2005	450000
1B(v)	Others under MSMEs	88	900
1C	Export Credit	30	1300
1D	Education	8	2000
1E	Housing	5410	10000
1F	Social Infrastructure	23524	250000
1G	Renewable Energy	40	4800
1H	Others	64	3000
		20180	20000
2	Sub Total=1A+1B+1C+1D+1E+1F+1G+1H	311050	2671000
3	Loans to Weaker Sections under Priority Sector	161264	250000
4	NON-PRIORITY SECTOR	374669	1980000
4A	Agriculture	1553	300000
4B	Education	1180	10000
4C	Housing	13712	420000
4D	Personal Loans under Non-Priority Sector	33536	150000
4E	Others	324688	1100000
5	Sub-total=4A+4B+4C+4D+4E+4F	374669	1980000
	TOTAL=2+5	685719	4651000

Lead District Manager



Seal

Date: 28.03.2025

District Collector

Bhopal
COLLECTOR
Bhopal

LBS-MIS-1

Statement showing Targets of Annual Credit Plans (ACP) for the FY 2025-26

No. in actuals. Amount in lakhs

Name of the District: BURHANPUR

Sr. No.	Categories	Yearly Targets under ACP 2025-26	
		Number	Amount
1	PRIORITY SECTOR	85582	243780.00
1A	Agriculture=1A(i)+1A(ii)+1A(iii)	68207	146190
1A(i)	Farm Credit	67223	135352.00
	Crop Loans (out of Farm Credit)	53877	103836.00
1A(ii)	Agriculture Infrastructure	15	318.00
1A(iii)	Ancillary Activities	969	10520.00
1B	Micro, Small and Medium Enterprises=1B(i)+1B(ii)+1B(iii)+1B(iv)+1B(v)	10240	89393
1B(i)	Micro Enterprises (Manufacturing+Service advances upto Rs. 5 crores)	9795	40461.00
1B(ii)	Small Enterprises (Manufacturing+Service advances upto Rs. 5 crores)	370	30322.00
1B(iii)	Medium Enterprises (Manufacturing+Service advances upto Rs. 10 crores)	46	18386.00
1B(iv)	Khadi & Village Industries	29	224.00
1B(v)	Others under MSMEs	0	0.00
1C	Export Credit	0	0.00
1D	Education	483	734.00
1E	Housing	448	1979.00
1F	Social Infrastructure	2	16.00
1G	Renewable Energy	4	12.00
1H	Others	6198	5456.00
2	Sub Total=1A+1B+1C+1D+1E+1F+1G+1H	85582	243780
3	Loans to Weaker Sections under Priority Sector	33299	59312.00
4	NON-PRIORITY SECTOR	17320	74829.00
4A	Agriculture	132	2433.00
4B	Education	21	240.00
4C	Housing	629	7358.00
4D	Personal Loans under Non-Priority Sector	2330	7614.00
4E	Others	14208	57184.00
5	Sub-total=4A+4B+4C+4D+4E+4F	17320	74829
	TOTAL=2+5	102902	318609

sd/-

Lead District Manager

Name: Mr. Mahavir rai

Seal

Date: 26.03.2025

Sd.

District collector

Name: Mr. Harsh Singh (I.A.S.)

LBS-MIS-I
Statement showing Targets of Annual Credit Plans (ACP) for the FY 2025-26

Name of the District: **CHHATARPUR**

No. in actuals. Amount in lakhs

Sr. No.	Categories	Yearly Targets under ACP 2025-26	
		Number	Amount
1	PRIORITY SECTOR		
1A	Agriculture=1A(i)+1A(ii)+1A(iii)	113260	283934.00
1A(i)	Farm Credit	87628	144413
	Crop Loans (out of Farm Credit)	87338	132814.00
1A(ii)	Agriculture Infrastructure	67174	96220.00
1A(iii)	Ancillary Activities	48	600.00
1B	Micro, Small and Medium Enterprises=1B(i)+1B(ii)+1B(iii)+1B(iv)+1B(v)	242	10999.00
1B(i)	Micro Enterprises (Manufacturing+Service advances upto Rs. 5 crores)	17054	128871
1B(ii)	Small Enterprises (Manufacturing+Service advances upto Rs. 5 crores)	16425	79702.00
1B(iii)	Medium Enterprises (Manufacturing+Service advances upto Rs. 10 crores)	512	40880.00
1B(iv)	Khadi & Village Industries	24	7623.00
1B(v)	Others under MSMEs	85	522.00
1C	Export Credit	8	144.00
1D	Education	0	0.00
1E	Housing	278	569.00
1F	Social Infrastructure	885	6284.00
1G	Renewable Energy	4	48.00
1H	Others	20	40.00
2	Sub Total=1A+1B+1C+1D+1E+1F+1G+1H	7391	3709.00
3	Loans to Weaker Sections under Priority Sector	113260	283934
4	NON-PRIORITY SECTOR	67356	75531.00
4A	Agriculture	25788	101007.00
4C	Education	280	3115.00
4D	Housing	28	280.00
4E	Personal Loans under Non-Priority Sector	790	9252.00
4F	Others	2366	8812.00
5	Sub-total=4A+4B+4C+4D+4E+4F	22324	79548.00
	TOTAL=2+5	25788	101007
		139048	384941



sd/-

Lead District Manager
Ravishanker Sinha

Seal

te: 11/03/2025

Sd- *Parth*
District collector
Name: Parth Jaiswal

APPROVED ANNUAL CREDIT PLAN FOR FY 2025-26
DISTRICT : CHHINDWARA

Number in Actual & Amount in Lakh

Sr. No	Categories	Total Credit Plan	
		Number	Amount
1	Priority Sector	259542	573309
1A	Agriculture = 1A(i)+1A(ii)+1A(iii)	215109	291542
1A(i)	Farm Credit	213529	266923
	Crop Loans (Out of Farm Credit)	115306	177133
1A(ii)	Agriculture Infrastructure	90	1151
1A(iii)	Ancillary Activities	1490	23468
1B	Micro, Small and Medium Enterprises = 1B(i)+1B(ii)+1B(iii)+1B(iv)+1B(v)	23774	258344
1B(i)	Micro Enterprises (Manufacturing + Service)	22556	122890
1B(ii)	Small Enterprises (Manufacturing + Service)	916	92011
1B(iii)	Medium Enterprises (Manufacturing + Service)	206	40879
1B(iv)	Khadi and Village Industries	82	415
1B(v)	Others under MSMEs	14	2149
1C	Export Credit	0	0
1D	Education	384	559
1E	Housing	1990	7291
1F	Social Infrastructure	2	4
1G	Renewable Energy	0	0
1H	Others	18283	15569
2	Sub total= 1A+1B+1C+1D+1E+1F+1G+1H	259542	573309
3	Loans to weaker Sections under Priority Sector	126523	158843
4	Non-Priority Sector	49999	166260
4A	Agriculture	300	6858
4B	Education	54	519
4C	Housing	1034	16520
4D	Personal Loans under Non-Priority Sector	6755	27808
4E	Others	41856	114555
5	Sub-total = 4A+4B+4C+4D+4E	49999	166260
	Total=2+5	309541	739569


 Sd/-
 Lead District Manager
 Name
 Seal

Sd/-
 District Collector
 Name


 COLLECTOR
 CHHINDWARA

Date:

LBS-MIS-I

Statement showing Targets of Annual Credit Plans (ACP) for the FY 2025-26

No. in actuals. Amount in lakhs

Name of the District: DAMOH

Sr. No.	Categories	Yearly Targets under ACP 2025-26	
		Number	Amount
1	PRIORITY SECTOR	117324	211847.00
1A	Agriculture=1A(i)+1A(ii)+1A(iii)	100062	138094
1A(i)	Farm Credit	99416	131376.00
	Crop Loans (out of Farm Credit)	86508	109717.00
1A(ii)	Agriculture Infrastructure	38	216.00
1A(iii)	Ancillary Activities	608	6502.00
1B	Micro, Small and Medium Enterprises=1B(i)+1B(ii)+1B(iii)+1B(iv)+1B(v)	10389	55023
1B(i)	Micro Enterprises (Manufacturing+Service advances upto Rs. 5 crores)	10072	37405.00
1B(ii)	Small Enterprises (Manufacturing+Service advances upto Rs. 5 crores)	272	15374.00
1B(iii)	Medium Enterprises (Manufacturing+Service advances upto Rs. 10 crores)	22	2088.00
1B(iv)	Khadi & Village Industries	13	36.00
1B(v)	Others under MSMEs	10	120.00
1C	Export Credit	0	0.00
1D	Education	164	275.00
1E	Housing	802	14481.00
1F	Social Infrastructure	5	10.00
1G	Renewable Energy	12	24.00
1H	Others	5890	3940.00
2	Sub Total=1A+1B+1C+1D+1E+1F+1G+1H	117324	211847
3	Loans to Weaker Sections under Priority Sector	54328	68708.00
4	NON-PRIORITY SECTOR	17008	74079.00
4A	Agriculture	188	2438.00
4B	Education	6	88.00
4C	Housing	800	9050.00
4D	Personal Loans under Non-Priority Sector	1510	6804.00
4E	Others	14504	55699.00
5	Sub-total=4A+4B+4C+4D+4E+4F	17008	74079
	TOTAL=2+5	134332	285926

Lead District Manager
Name: Narendra Soni

Date: 4/3/2025

District Collector
Name: Sudhir Kumar Khochar

Date:-04/03/2025

LBS-MIS-I
Approved Annual Credit Plans (ACP) for the FY 2025-26

District: DATIA

Sr. No.	Categories	Total Credit Plan	
		Number	Amount
1	PRIORITY SECTOR	80495	136148.00
1A	Agriculture=1A(i)+1A(ii)+1A(iii)	70675	91331.00
1A(i)	Farm Credit	69877	81317.00
	Crop Loans (out of Farm Credit)	56662	62241.00
1A(ii)	Agriculture Infrastructure	64	146.00
1A(iii)	Ancillary Activities	734	9868.00
1B	Micro, Small and Medium Enterprises=1B(i)+1B(ii)+1B(iii)+1B(iv)+1B(v)	6658	41084.00
1B(i)	Micro Enterprises (Manufacturing+Service)	6352	27434.00
1B(ii)	Small Enterprises (Manufacturing+Service)	272	12804.00
1B(iii)	Medium Enterprises (Manufacturing+Service)	4	710.00
1B(iv)	Khadi & Village Industries	30	136.00
1B(v)	Others under MSMEs	0	0.00
1C	Export Credit	0	0.00
1D	Education	126	242.00
1E	Housing	177	1015.00
1F	Social Infrastructure	20	40.00
1G	Renewable Energy	14	30.00
1H	Others	2825	2406.00
2	Sub Total=1A+1B+1C+1D+1E+1F+1G+1H	80495	136148.00
3	Loans to Weaker Sections under Priority Sector	39272	61056.00
4	NON-PRIORITY SECTOR	13741	55153.00
4A	Agriculture	147	1282.00
4B	Education	10	82.00
4C	Housing	494	5008.00
4D	Personal Loans under Non-Priority Sector	2048	7094.00
4E	Others	11042	41687.00
5	Sub-total=4A+4B+4C+4D+4E	13741	55153.00
	TOTAL=2+5	94236	191301.00

Lead District Manager
Name - Shambhoo Singh Raghuwanshi

District Collector
Name - Shri Sandeep Mawkin

Date - 18.03.2025

मुख्य अग्रणी जिला प्रबन्धक
Chief Lead District Manager
अग्रणी बैंक कार्यालय, दतिया (म.प्र.)
Lead Bank Office. DATIA (M.P.)

LBS-MIS-I

Statement showing Targets of Annual Credit Plans (ACP) for the FY 2025-26

No. in actuals. Amount in lakhs

Name of the District: DEWAS

Sr. No.	Categories	Yearly Targets under ACP 2025-26	
		Number	Amount
1	PRIORITY SECTOR	405873	918274.00
1A	Agriculture=1A(i)+1A(ii)+1A(iii)	365673	682220
1A(i)	Farm Credit	363664	617528.00
	Crop Loans (out of Farm Credit)	264536	508195.00
1A(ii)	Agriculture Infrastructure	73	2568.00
1A(iii)	Ancillary Activities	1936	62124.00
1B	Micro, Small and Medium Enterprises=1B(i)+1B(ii)+1B(iii)+1B(iv)+1B(v)	26877	212589
1B(i)	Micro Enterprises (Manufacturing+Service)	26081	118184.00
1B(ii)	Small Enterprises (Manufacturing+Service)	566	69898.00
1B(iii)	Medium Enterprises (Manufacturing+Service)	94	24090.00
1B(iv)	Khadi & Village Industries	128	352.00
1B(v)	Others under MSMEs	8	65.00
1C	Export Credit	2	14.00
1D	Education	900	1191.00
1E	Housing	3224	14996.00
1F	Social Infrastructure	10	11.00
1G	Renewable Energy	60	102.00
1H	Others	9127	7151.00
2	Sub Total=1A+1B+1C+1D+1E+1F+1G+1H	405873	918274
3	Loans to Weaker Sections under Priority Sector	198492	234649.00
4	NON-PRIORITY SECTOR	61766	213216.00
4A	Agriculture	734	4997.00
4b	Education	47	637.00
4c	Housing	1963	36220.00
4d	Personal Loans under Non-Priority Sector	6631	22742.00
4e	Others	52391	148620.00
5	Sub-total=4A+4B+4C+4D+4E+4F	61766	213216
	TOTAL=2+5	467639	1131490

sd/-
Lead District Manager
Name: AHISAN AHMAD
Seal
Date: 17.03.2025



sd/-
District Collector
(Signature)
जिलाधिकारी (देवास)

LBS-MIS-I
Statement showing Targets of Annual Credit Plans (ACP) for the FY 2025-26

No. in actuals. Amount in lakhs

Name of the District:DHAR

Sr. No.	Categories	Yearly Targets under ACP 2025-26	
		Number	Amount
1	PRIORITY SECTOR	397212	893302.00
1A	Agriculture=1A(i)+1A(ii)+1A(iii)	350596	593962
1A(i)	Farm Credit	347744	543640.00
	Crop Loans (out of Farm Credit)	246873	386232.00
1A(ii)	Agriculture Infrastructure	118	4678.00
1A(iii)	Ancillary Activities	2734	45644.00
1B	Micro, Small and Medium Enterprises=1B(i)+1B(ii)+1B(iii)+1B(iv)+1B(v)	28549	265800
1B(i)	Micro Enterprises (Manufacturing+Service advances upto Rs. 5 crores)	27292	141508.00
1B(ii)	Small Enterprises (Manufacturing+Service advances upto Rs. 5 crores)	988	92658.00
1B(iii)	Medium Enterprises (Manufacturing+Service advances upto Rs. 10 crores)	141	30824.00
1B(iv)	Khadi & Village Industries	124	624.00
1B(v)	Others under MSMEs	4	186.00
1C	Export Credit	0	0.00
1D	Education	1025	1238.00
1E	Housing	4326	18960.00
1F	Social Infrastructure	70	30.00
1G	Renewable Energy	30	60.00
1H	Others	12616	13252.00
2	Sub Total=1A+1B+1C+1D+1E+1F+1G+1H	397212	893302
3	Loans to Weaker Sections under Priority Sector	175368	244953.00
4	NON-PRIORITY SECTOR	71826	259963.00
4A	Agriculture	785	10058.00
4B	Education	52	666.00
4C	Housing	2062	24736.00
4D	Personal Loans under Non-Priority Sector	8926	30954.00
4E	Others	60001	193549.00
5	Sub-total=4A+4B+4C+4D+4E+4F	71826	259963
	TOTAL=2+5	469038	1153265

sd/-
Lead District Manager
Name: Sanjay Soni
Seal
Date: 02/04/2025




Sd-
District collector
Name:


**COLLECTOR
DISTRICT DHAR
(M.P.)**

APPROVED ANNUAL CREDIT PLAN FOR FY 2025-26
DISTRICT : DINDORI

Number in Actual & Amount in Lakh

Sr. No	Categories	Total Credit Plan	
		Number	Amount
1	Priority Sector	36548	50982
1A	Agriculture = 1A(i)+1A(ii)+1A(iii)	28045	32124
1A(i)	Farm Credit	27970	31452
	Crop Loans (Out of Farm Credit)	17193	20735
1A(ii)	Agriculture Infrastructure	11	485
1A(iii)	Ancillary Activities	64	187
1B	Micro, Small and Medium Enterprises = 1B(i)+1B(ii)+1B(iii)+1B(iv)+1B(v)	4107	14441
1B(i)	Micro Enterprises (Manufacturing + Service)	4047	13156
1B(ii)	Small Enterprises (Manufacturing + Service)	60	1285
1B(iii)	Medium Enterprises (Manufacturing + Service)	0	0
1B(iv)	Khadi and Village Industries	0	0
1B(v)	Others under MSMEs	0	0
1C	Export Credit	0	0
1D	Education	33	26
1E	Housing	367	880
1F	Social Infrastructure	0	0
1G	Renewable Energy	0	0
1H	Others	3996	3511
2	Sub total= 1A+1B+1C+1D+1E+1F+1G+1H	36548	50982
3	Loans to weaker Sections under Priority Sector	21491	25169
4	Non-Priority Sector	7372	26981
4A	Agriculture	22	111
4B	Education	3	55
4C	Housing	34	873
4D	Personal Loans under Non-Priority Sector	1343	7800
4E	Others	5970	18142
5	Sub-total = 4A+4B+4C+4D+4E	7372	26981
	Total=2+5	43920	77963

Sd/- 
Lead District Manager
Name : Ravi Shankar
Seal

Sd/- 
District Collector
Name : जिला-डिण्डोरी (म.प्र.)
(Neha Maruya)

Date:

06.03.2025



LBS-MIS-I

Statement showing Targets of Annual Credit Plans (ACP) for the FY 2025-26

No. in actuals. Amount in lakhs

Name of the District: GUNA

Sr. No.	Categories	Yearly Targets under ACP 2025-26	
		Number	Amount
1	PRIORITY SECTOR	117226	407228.00
1A	Agriculture=1A(i)+1A(ii)+1A(iii)	94885	227496
1A(i)	Farm Credit	93471	201322.00
	Crop Loans (out of Farm Credit)	60017	132925.00
1A(ii)	Agriculture Infrastructure	125	734.00
1A(iii)	Ancillary Activities	1289	25440.00
1B	Micro, Small and Medium Enterprises=1B(i)+1B(ii)+1B(iii)+1B(iv)+1B(v)	12503	170371
1B(i)	Micro Enterprises (Manufacturing+Service)	11572	86334.00
1B(ii)	Small Enterprises (Manufacturing+Service)	804	59157.00
1B(iii)	Medium Enterprises (Manufacturing+Service)	89	24746.00
1B(iv)	Khadi & Village Industries	26	92.00
1B(v)	Others under MSMEs	12	42.00
1C	Export Credit	0	0.00
1D	Education	394	702.00
1E	Housing	922	3905.00
1F	Social Infrastructure	12	38.00
1G	Renewable Energy	15	45.00
1H	Others	8495	4671.00
2	Sub Total=1A+1B+1C+1D+1E+1F+1G+1H	117226	407228
3	Loans to Weaker Sections under Priority Sector	52299	109456.00
4	NON-PRIORITY SECTOR	38654	134004.00
4A	Agriculture	374	5697.00
4B	Education	18	141.00
4C	Housing	696	9144.00
4D	Personal Loans under Non-Priority Sector	3720	13632.00
4E	Others	33846	105390.00
5	Sub-total=4A+4B+4C+4D+4E+4F	38654	134004
	TOTAL=2+5	155880	541232

sd/-

Lead District Manager

Name: Praveen Gujar

Seal

Date: 25-03-2025



Sd-


District collect

Name:

APPROVED ANNUAL CREDIT PLAN FOR FY 2025-26
DISTRICT : GWALIOR

Number in Actual & Amount in Lakh

Sr. No	Categories	Total Credit Plan	
		Number	Amount
1	Priority Sector	162639	1168567
1A	Agriculture = 1A(i)+1A(ii)+1A(iii)	87174	261998
1A(i)	Farm Credit	85113	147618
	Crop Loans (Out of Farm Credit)	35278	69564
1A(ii)	Agriculture Infrastructure	424	3300
1A(iii)	Ancillary Activities	1637	111080
1B	Micro, Small and Medium Enterprises = 1B(i)+1B(ii)+1B(iii)+1B(iv)+1B(v)	51600	850950
1B(i)	Micro Enterprises (Manufacturing + Service)	47973	421935
1B(ii)	Small Enterprises (Manufacturing + Service)	2883	311252
1B(iii)	Medium Enterprises (Manufacturing + Service)	523	93666
1B(iv)	Khadi and Village Industries	173	651
1B(v)	Others under MSMEs	48	23446
1C	Export Credit	2	129
1D	Education	3048	4490
1E	Housing	5015	36900
1F	Social Infrastructure	2	60
1G	Renewable Energy	22	155
1H	Others	15776	13885
2	Sub total= 1A+1B+1C+1D+1E+1F+1G+1H	162639	1168567
3	Loans to weaker Sections under Priority Sector	88270	112492
4	Non-Priority Sector	90565	439589
4A	Agriculture	280	5084
4B	Education	246	2221
4C	Housing	2507	61691
4D	Personal Loans under Non-Priority Sector	15335	66475
4E	Others	72197	304118
5	Sub-total = 4A+4B+4C+4D+4E	90565	439589
	Total=2+5	253204	1608156


Lead District Manager
Name: AMITA SHARMA
Seal




District Collector
Name: RUBIKA CHAUHAN
जिला ग्वालियर (म.प्र.)


Date: 11/04/2025

LBS-MIS-I
Statement showing Targets of Annual Credit Plans (ACP) for the FY 2025-26


Name of the District: **HARDA**

No. in actuals, Amount in lakhs

Sr. No.	Categories	Yearly Targets under ACP 2025-26	
		Number	Amount
1	PRIORITY SECTOR	211002	320417.75
1A	Agriculture=1A(i)+1A(ii)+1A(iii)	193302	257170
1A(i)	Farm Credit	178121	239754.00
	Crop Loans (out of Farm Credit)	109156	182079.00
1A(ii)	Agriculture Infrastructure	93	1541.00
1A(iii)	Ancillary Activities	15088	15875.00
1B	Micro, Small and Medium Enterprises=1B(i)+1B(ii)+1B(iii)+1B(iv)+1B(v)	8947	55826
1B(i)	Micro Enterprises (Manufacturing+Service)	8610	39312.00
1B(ii)	Small Enterprises (Manufacturing+Service)	277	13035.00
1B(iii)	Medium Enterprises (Manufacturing+Service)	28	3287.00
1B(iv)	Khadi & Village Industries	28	121.00
1B(v)	Others under MSMEs	4	71.00
1C	Export Credit	2	30.00
1D	Education	305	504.00
1E	Housing	1854	3018.75
1F	Social Infrastructure	12	5.00
1G	Renewable Energy	28	52.00
1H	Others	5552	3812.00
2	Sub Total=1A+1B+1C+1D+1E+1F+1G+1H	210002	320417.75
3	Loans to Weaker Sections under Priority Sector	71740	131659.00
4	NON-PRIORITY SECTOR	24309	54815.00
4A	Agriculture	450	1970.00
4C	Education	16	295.00
4D	Housing	556	6290.00
4E	Personal Loans under Non-Priority Sector	3415	10940.00
4F	Others	19872	35320.00
5	Sub-total=4A+4B+4C+4D+4E+4F	24309	54815
	TOTAL=2+5	234311	375232.75

sd/- 
Lead District Manager
Name: MANOJ PAWAR
Seal
Date: 26.03.2025



Sd- 
District collector-Harda (MP)
Name: Aditya Singh (IAS)

LBS-MIS-I

Statement showing Targets of Annual Credit Plans (ACP) for the FY 2025-26

No. in actuals. Amount in lakhs

Name of the District: **INDORE**

Sr. No.	Categories	Yearly Targets under ACP 2025-26	
		Number	Amount
1	PRIORITY SECTOR	478915	5498247.00
1A	Agriculture=1A(i)+1A(ii)+1A(iii)	268596	1283071
1A(i)	Farm Credit	261630	521503.00
	Crop Loans (out of Farm Credit)	147647	338396.00
1A(ii)	Agriculture Infrastructure	272	32986.00
1A(iii)	Ancillary Activities	6694	728582.00
1B	Micro, Small and Medium Enterprises=1B(i)+1B(ii)+1B(iii)+1B(iv)+1B(v)	133900	3914783
1B(i)	Micro Enterprises (Manufacturing+Service)	118598	1425629.00
1B(ii)	Small Enterprises (Manufacturing+Service)	11310	1407067.00
1B(iii)	Medium Enterprises (Manufacturing+Service)	3700	1078013.00
1B(iv)	Khadi & Village Industries	264	2256.00
1B(v)	Others under MSMEs	28	1818.00
1C	Export Credit	42	22004.00
1D	Education	6352	11982.00
1E	Housing	22011	224287.00
1F	Social Infrastructure	124	1411.00
1G	Renewable Energy	272	1247.00
1H	Others	47618	39462.00
2	Sub Total=1A+1B+1C+1D+1E+1F+1G+1H	478915	5498247
3	Loans to Weaker Sections under Priority Sector	221341	409055.00
4	NON-PRIORITY SECTOR	479743	3750000.00
4A	Agriculture	1125	79500.00
4B	Education	2100	30000.00
4C	Housing	19438	444547.00
4D	Personal Loans under Non-Priority Sector	45178	198949.00
4E	Others	411902	2997004.00
5	Sub-total=4A+4B+4C+4D+4E+4F	479743	3750000
	TOTAL=2+5	958658	9248247

sd/-

Lead District Manager

Name: Ashish Katiyar

Seal

Date: 3/04/2025



Sd-

District collector

Name: Asheesh Singh

ANNUAL CREDIT PLAN FOR FY 2025-26 DISTRICT : JABALPUR			
Sr. No	Categories	Number in Actual & Amount in Lakh	
		Total Credit Plan	
		Number	Amount
1	Priority Sector	334001	1235287
1A	Agriculture = 1A(i)+1A(ii)+1A(iii)	252713	385042
1A(i)	Farm Credit	249195	311368
	Crop Loans (Out of Farm Credit)	73498	152801
1A(ii)	Agriculture Infrastructure	383	2515
1A(iii)	Ancillary Activities	3135	71159
1B	Micro, Small and Medium Enterprises = 1B(i)+1B(ii)+1B(iii)+1B(iv)+1B(v)	46442	799808
1B(i)	Micro Enterprises (Manufacturing + Service)	43404	429794
1B(ii)	Small Enterprises (Manufacturing + Service)	2495	268101
1B(iii)	Medium Enterprises (Manufacturing + Service)	370	98796
1B(iv)	Khadi and Village Industries	140	1925
1B(v)	Others under MSMEs	33	1192
1C	Export Credit	2	30
1D	Education	1717	2973
1E	Housing	5789	31413
1F	Social Infrastructure	36	517
1G	Renewable Energy	6	51
1H	Others	27296	15453
2	Sub total= 1A+1B+1C+1D+1E+1F+1G+1H	334001	1235287
3	Loans to weaker Sections under Priority Sector	101265	218927
4	Non-Priority Sector	144049	1008579
4A	Agriculture	839	12344
4B	Education	306	4210
4C	Housing	4961	99025
4D	Personal Loans under Non-Priority Sector	15827	82130
4E	Others	122116	810870
5	Sub-total = 4A+4B+4C+4D+4E	144049	1008579
	Total=2+5	478050	2243866



Sd/-
Lead District Manager
Name- Diwakar Thakur
Seal

Date: 10.03.2025

Sd/-
District Collector
Name- Deepak Saxena

APPROVED ANNUAL CREDIT PLAN FOR FY 2025-26
DISTRICT : JHABUA

Number in Actual & Amount in Lakh

Sr. No	Categories	Total Credit Plan	
		Number	Amount
1	Priority Sector	169947	160089
1A	Agriculture = 1A(i)+1A(ii)+1A(iii)	150739	91203
1A(i)	Farm Credit	150348	88498
	Crop Loans (Out of Farm Credit)	120142	52711
1A(ii)	Agriculture Infrastructure	16	171
1A(iii)	Ancillary Activities	375	2534
1B	Micro, Small and Medium Enterprises = 1B(i)+1B(ii)+1B(iii)+1B(iv)+1B(v)	8612	53733
1B(i)	Micro Enterprises (Manufacturing + Service)	8372	38415
1B(ii)	Small Enterprises (Manufacturing + Service)	137	11788
1B(iii)	Medium Enterprises (Manufacturing + Service)	17	3354
1B(iv)	Khadi and Village Industries	85	175
1B(v)	Others under MSMEs	1	1
1C	Export Credit	0	0
1D	Education	91	157
1E	Housing	573	2250
1F	Social Infrastructure	0	0
1G	Renewable Energy	4	8
1H	Others	9928	12738
2	Sub total= 1A+1B+1C+1D+1E+1F+1G+1H	169947	160089
3	Loans to weaker Sections under Priority Sector	28175	63823
4	Non-Priority Sector	14458	121969
4A	Agriculture	68	2099
4B	Education	21	239
4C	Housing	627	7418
4D	Personal Loans under Non-Priority Sector	2225	12646
4E	Others	11517	99567
5	Sub-total = 4A+4B+4C+4D+4E	14458	121969
	Total=2+5	184405	282058



Sd/-
 Lead District Manager
 Name : MOHAMMAD ALI ANH
 Seal

Date: 28.03.2025

Sd/-
 District Collector
 Name :

LBS-MIS-I

Statement showing Targets of Annual Credit Plans (ACP) for the FY 2025-26

No. in actuals. Amount in lakhs

Name of the District: katni

Sr. No.	Categories	Yearly Targets under ACP 2025-26	
		Number	Amount
1	PRIORITY SECTOR	86492	371807
1A	Agriculture=1A(i)+1A(ii)+1A(iii)	63048	174633
1A(i)	Farm Credit	62076	74672
	Crop Loans (out of Farm Credit)	34563	42677
1A(ii)	Agriculture Infrastructure	69	1527
1A(iii)	Ancillary Activities	903	98434
1B	Micro, Small and Medium Enterprises=1B(i)+1B(ii)+1B(iii)+1B(iv)+1B(v)	12409	178615
1B(i)	Micro Enterprises (Manufacturing+Service)	11625	102080
1B(ii)	Small Enterprises (Manufacturing+Service)	575	40164
1B(iii)	Medium Enterprises (Manufacturing+Service)	128	35644
1B(iv)	Khadi & Village Industries	67	365
1B(v)	Others under MSMEs	14	362
1C	Export Credit	2	16
1D	Education	370	596
1E	Housing	1118	5660
1F	Social Infrastructure	8	40
1G	Renewable Energy	20	80
1H	Others	9517	12167
2	Sub Total=1A+1B+1C+1D+1E+1F+1G+1H	86492	371807
3	Loans to Weaker Sections under Priority Sector	49870	53761
4	NON-PRIORITY SECTOR	31683	125223
4A	Agriculture	71	678
4C	Education	35	558
4D	Housing	1133	15659
4E	Personal Loans under Non-Priority Sector	3484	15098
4F	Others	26960	93230
5	Sub-total=4A+4B+4C+4D+4E+4F	31683	125223
	TOTAL=2+5	118175	497030

sd/- 
Lead District Manager
Mejhras Kindo
Date: 1/4/2025



sd/- 
C.E.O Jilla
Panchayat
katni

sd/- 
District collector
katni

LBS-MIS-I

Statement showing Targets of Annual Credit Plans (ACP) for the FY 2025-26

No. in actuals, Amount in lakhs

Name of the District: KHANDWA

Sr. No.	Categories	Yearly Targets under ACP 2025-26	
		Number	Amount
1	PRIORITY SECTOR	354275	536453.00
1A	Agriculture=1A(i)+1A(ii)+1A(iii)	329120	340022
1A(i)	Farm Credit	327078	273534.00
	Crop Loans (out of Farm Credit)	277104	159066.00
1A(ii)	Agriculture Infrastructure	215	5186.00
1A(iii)	Ancillary Activities	1827	61302.00
1B	Micro, Small and Medium Enterprises=1B(i)+1B(ii)+1B(iii)+1B(iv)+1B(v)	16046	180000
1B(i)	Micro Enterprises (Manufacturing+Service advances upto Rs. 5 crores)	15250	99044.00
1B(ii)	Small Enterprises (Manufacturing+Service advances upto Rs. 5 crores)	645	58636.00
1B(iii)	Medium Enterprises (Manufacturing+Service advances upto Rs. 10 crores)	87	22182.00
1B(iv)	Khadi & Village Industries	58	102.00
1B(v)	Others under MSMEs	6	36.00
1C	Export Credit	0	0.00
1D	Education	630	807.00
1E	Housing	1754	8630.00
1F	Social Infrastructure	6	4.00
1G	Renewable Energy	40	150.00
1H	Others	6679	6840.00
2	Sub Total=1A+1B+1C+1D+1E+1F+1G+1H	354275	536453
3	Loans to Weaker Sections under Priority Sector	251776	143300
4	NON-PRIORITY SECTOR	37219	150000.00
4A	Agriculture	241	1912.00
4B	Education	27	494.00
4C	Housing	1406	16400.00
4D	Personal Loans under Non-Priority Sector	4305	15468.00
4E	Others	31240	115726.00
5	Sub-total=4A+4B+4C+4D+4E+4F	37219	150000
	TOTAL=2+5	391494	686453

SANJAY KARODI

LDM KHANDWA

26.03.2025

RISHAV GUPTA

COLLECTOR KHANDWA

LBS-MIS-I

Statement showing Targets of Annual Credit Plans (ACP) for the FY 2025-26

No. in actuals. Amount in lakhs

Name of the District: **KHARGON**

Sr. No.	Categories	Yearly Targets under ACP 2025-26	
		Number	Amount
1	PRIORITY SECTOR	369026	824765.00
1A	Agriculture=1A(i)+1A(ii)+1A(iii)	339826	622577
1A(i)	Farm Credit	337704	542752.00
	Crop Loans (out of Farm Credit)	281994	448674.00
1A(ii)	Agriculture Infrastructure	98	1328.00
1A(iii)	Ancillary Activities	2024	78497.00
1B	Micro, Small and Medium Enterprises=1B(i)+1B(ii)+1B(iii)+1B(iv)+1B(v)	14892	172194
1B(i)	Micro Enterprises (Manufacturing+Service)	14022	88532.00
1B(ii)	Small Enterprises (Manufacturing+Service)	716	59486.00
1B(iii)	Medium Enterprises (Manufacturing+Service)	58	23954.00
1B(iv)	Khadi & Village Industries	94	220.00
1B(v)	Others under MSMEs	2	2.00
1C	Export Credit	0	0.00
1D	Education	816	1098.00
1E	Housing	3745	15836.00
1F	Social Infrastructure	128	1174.00
1G	Renewable Energy	7	13.00
1H	Others	9612	11873.00
2	Sub Total=1A+1B+1C+1D+1E+1F+1G+1H	369026	824765
3	Loans to Weaker Sections under Priority Sector	124589	181556.00
4	NON-PRIORITY SECTOR	53547	172246.00
4A	Agriculture	470	6862.00
4C	Education	41	711.00
4D	Housing	1672	20027.00
4E	Personal Loans under Non-Priority Sector	7954	31835.00
4F	Others	43410	112811.00
5	Sub-total=4A+4B+4C+4D+4E+4F	53547	172246
	TOTAL=2+5	422573	997011

sd/- 

Lead District Manager

Name: SUMER SINGH SOLANKI

Seal

Date:



Sd 

District collector

Name; BHAVYA MITTAL

25/03/2025


<p>अनामो बैंक कार्यालय : मैहर द्वितीय तल, इंडियन बैंक भवन, जयसंभ चौक, सतना- 485001 दूरभाष: 07672-414421</p>	<p>इंडियन बैंक  Indian Bank</p> <p>इलाहाबाद ALLAHABAD आपका अपना बैंक, हर कदम आपके साथ •YOUR OWN BANK # ALWAYS WITH YOU•</p> 	<p>LEAD BANK OFFICE MAIHAR 2nd Floor, Indian Bank Building, Jai Stambh Chowk, Satna-485001 Phone : 07672-414421</p>
---	--	--

APPROVED ANNUAL CREDIT PLAN 2025-26			
DISTRICT - MAIHAR			
Sr No	Sector	No. in actual, Amount in lakh	
		Total Credit Plan	
		Number	Amount
1	Priority Sector		
1A	Agriculture- 1A(i)+1A(ii)+1A(iii)	42210	52700
1A(i)	Farm Credit	42000	46000
	Crop Loans (out of Farm Credit)	23000	32000
1A(ii)	Agriculture Infrastructure	10	200
1A(iii)	Ancillary Activities	200	6500
1B	Micro, Small and Medium Enterprises 1B(i)+1B(ii)+1B(iii)+1B(iv)+1B(v)	6920	77325
1B(i)	Micro Enterprises (Manufacturing + Service)	6500	38000
1B(ii)	Small Enterprises (Manufacturing + Service)	350	32000
1B(iii)	Medium Enterprises (Manufacturing+ Service)	35	7000
1B(iv)	Khadi and Village Industries	10	25
1B(v)	Others under MSMEs	25	300
1C	Export Credit	0	0
1D	Education	80	100
1E	Housing	400	1600
1F	Social Infrastructure	2	20
1G	Renewable Energy	0	0
1H	Others	4200	2500
2	Subtotal- 1A+1B+1C+1D+1E+1F+1G+1H	53812	134245
3	Loans to weaker Sections under Priority Sector	40000	40000
4	Non-Priority Sector		
4A	Agriculture	200	250
4B	Education	10	50
4C	Housing	300	1800
4D	Personal Loans under Non-Priority Sector	1500	6500
4E	Others	15000	35000
5	Sub-total- 4A+4B+4C+4D+4E	17010	43600
	Total-2+5	70822	177845

Sd

(AMIT KUMAR)

LDM MAIHAR



Sd

(RANI BATAD)

DISTRICT COLLECTOR, MAIHAR

APPROVED ANNUAL CREDIT PLAN FOR FY 2025-26
DISTRICT : MANDLA

Number in Actual & Amount in Lakh

Sr. No	Categories	Total Credit Plan	
		Number	Amount
1	Priority Sector	64230	118897
1A	Agriculture = 1A(i)+1A(ii)+1A(iii)	50292	70080
1A(i)	Farm Credit	49554	59053
	Crop Loans (Out of Farm Credit)	26622	33967
1A(ii)	Agriculture Infrastructure	38	351
1A(iii)	Ancillary Activities	700	10676
1B	Micro, Small and Medium Enterprises = 1B(i)+1B(ii)+1B(iii)+1B(iv)+1B(v)	6818	40243
1B(i)	Micro Enterprises (Manufacturing + Service)	6564	26309
1B(ii)	Small Enterprises (Manufacturing + Service)	222	13583
1B(iii)	Medium Enterprises (Manufacturing + Service)	0	0
1B(iv)	Khadi and Village Industries	30	45
1B(v)	Others under MSMEs	2	306
1C	Export Credit	0	0
1D	Education	95	154
1E	Housing	525	2707
1F	Social Infrastructure	2	2
1G	Renewable Energy	2	2
1H	Others	6496	5709
2	Sub total= 1A+1B+1C+1D+1E+1F+1G+1H	64230	118897
3	Loans to weaker Sections under Priority Sector	35222	41357
4	Non-Priority Sector	12153	50227
4A	Agriculture	46	289
4B	Education	6	111
4C	Housing	380	3248
4D	Personal Loans under Non-Priority Sector	1733	9154
4E	Others	9988	37425
5	Sub-total = 4A+4B+4C+4D+4E	12153	50227
	Total=2+5	76383	169124

Sd/-

Lead District Manager

Name :

Seal

SUJAY KUMAR

Sd/-

District Collector

Name :

Date:

27/03/2025

APPROVED ANNUAL CREDIT PLAN FOR FY 2025-26
DISTRICT : MANDSAUR

Number in Actual & Amount in Lakh

Sr. No	Categories	Total Credit Plan	
		Number	Amount
1	Priority Sector	289322	612067
1A	Agriculture = 1A(i)+1A(ii)+1A(iii)	258945	411467
1A(i)	Farm Credit	257633	366474
	Crop Loans (Out of Farm Credit)	170668	260716
1A(ii)	Agriculture Infrastructure	132	1089
1A(iii)	Ancillary Activities	1180	43904
1B	Micro, Small and Medium Enterprises = 1B(i)+1B(ii)+1B(iii)+1B(iv)+1B(v)	17251	186711
1B(i)	Micro Enterprises (Manufacturing + Service)	16406	115042
1B(ii)	Small Enterprises (Manufacturing + Service)	789	69892
1B(iii)	Medium Enterprises (Manufacturing + Service)	28	1715
1B(iv)	Khadi and Village Industries	18	19
1B(v)	Others under MSMEs	10	43
1C	Export Credit	0	0
1D	Education	414	661
1E	Housing	1259	5107
1F	Social Infrastructure	2	1
1G	Renewable Energy	0	0
1H	Others	11451	8120
2	Sub total= 1A+1B+1C+1D+1E+1F+1G+1H	289322	612067
3	Loans to weaker Sections under Priority Sector	104436	239346
4	Non-Priority Sector	42229	158362
4A	Agriculture	752	12425
4B	Education	28	321
4C	Housing	949	11891
4D	Personal Loans under Non-Priority Sector	4345	16469
4E	Others	36155	117256
5	Sub-total = 4A+4B+4C+4D+4E	42229	158362
	Total=2+5	331551	770429

Sd/-

Lead District Manager

Name :

Seal



Sd/-

District Collector

Name :

कलेक्टर
जिला-मन्दसौर (म.प्र.)

Date:

LBS-MIS-I

Statement showing Targets of Annual Credit Plans (ACP) for the FY 2025-26

No. in actuals. Amount in lakhs

Name of the District: MAUGANJ

Sr. No.	Categories	Yearly Targets under ACP 2025-26	
		Number	Amount
1	PRIORITY SECTOR	32460	28540
1A	Agriculture=1A(i)+1A(ii)+1A(iii)	27903	14710
1A(i)	Farm Credit	27876	14331.00
	Crop Loans (out of Farm Credit)	17337	12380.00
1A(ii)	Agriculture Infrastructure	2	294.00
1A(iii)	Ancillary Activities	25	85.00
1B	Micro, Small and Medium Enterprises=1B(i)+1B(ii)+1B(iii)+1B(iv)+1B(v)	2652	10772
1B(i)	Micro Enterprises (Manufacturing+Service advances upto Rs. 5 crores)	2615	10404.00
1B(ii)	Small Enterprises (Manufacturing+Service advances upto Rs. 5 crores)	18	310.00
1B(iii)	Medium Enterprises (Manufacturing+Service advances upto Rs. 10 crores)	1	20.00
1B(iv)	Khadi & Village Industries	18	38.00
1B(v)	Others under MSMEs	0	0.00
1C	Export Credit	0	0.00
1D	Education	48	55.00
1E	Housing	58	350.00
1F	Social Infrastructure	0	0.00
1G	Renewable Energy	8	20.00
1H	Others	1792	3100.00
2	Sub Total=1A+1B+1C+1D+1E+1F+1G+1H	32461	29007
3	Loans to Weaker Sections under Priority Sector	12325	9012.00
4	NON-PRIORITY SECTOR	2514	11441.00
4A	Agriculture	8	66.00
4B	Education	1	6.00
4C	Housing	34	381.00
4D	Personal Loans under Non-Priority Sector	645	3341.00
4E	Others	1826	7647.00
5	Sub-total=4A+4B+4C+4D+4E+4F	2514	11441
	TOTAL=2+5	34975	40448

Jyotsna
12/3/25
JYOTSNA AGRAWAL
(LEAD BANK MANAGER)



Ajay
AJAY SRIVASTAVA
(DISTRICT COLLECTOR)

APPROVED ANNUAL CREDIT PLAN FOR FY 2025-26
DISTRICT : MORENA

Sr. No	Categories	Number in Actual & Amount in Lakh	
		Total Credit Plan	
		Number	Amount
1	Priority Sector	63478	326029
1A	Agriculture = 1A(i)+1A(ii)+1A(iii)	50438	150763
1A(i)	Farm Credit	49666	81543
	Crop Loans (Out of Farm Credit)	36413	61945
1A(ii)	Agriculture Infrastructure	81	610
1A(iii)	Ancillary Activities	691	68610
1B	Micro, Small and Medium Enterprises = 1B(i)+1B(ii)+1B(iii)+1B(iv)+1B(v)	9094	167325
1B(i)	Micro Enterprises (Manufacturing + Service)	8446	90106
1B(ii)	Small Enterprises (Manufacturing + Service)	538	50976
1B(iii)	Medium Enterprises (Manufacturing + Service)	60	18235
1B(iv)	Khadi and Village Industries	14	100
1B(v)	Others under MSMEs	36	7908
1C	Export Credit	0	0
1D	Education	368	425
1E	Housing	661	3286
1F	Social Infrastructure	0	0
1G	Renewable Energy	0	0
1H	Others	2917	4230
2	Sub total= 1A+1B+1C+1D+1E+1F+1G+1H	63478	326029
3	Loans to weaker Sections under Priority Sector	38044	64747
4	Non-Priority Sector	28069	129702
4A	Agriculture	119	3450
4B	Education	17	126
4C	Housing	535	6064
4D	Personal Loans under Non-Priority Sector	4902	15251
4E	Others	22496	104811
5	Sub-total = 4A+4B+4C+4D+4E	28069	129702
	Total=2+5	91547	455731

Sd/-
Lead District Manager
Name : N. K. Mawla
Seal



Sd/-
District Collector
Name : Ankit Asthana
Collector
District Morena (M.P.)

Date: 06.03.2025

APPROVED ANNUAL CREDIT PLAN FOR FY 2025-26
DISTRICT: NARMADAPURAM

Sr. No	Categories	Number in Actual & Amount in Lakh	
		Total Credit Plan	
		Number	Amount
1	Priority Sector		
1A	Agriculture = 1A(I)+1A(II)+1A(III)	293633	779616
1A(I)	Farm Credit	257295	549802
	Crop Loans(Out of Farm Credit)	255267	434596
1A(ii)	Agriculture Infrastructure	141045	305888
1A(iii)	Ancillary Activities	474	3382
		1554	111824
1B	Micro, Small and Medium Enterprises = 1B(i)+1B(ii)+1B(iii)+1B(iv)+1B(v)	16820	205743
1B(i)	Micro Enterprises (Manufacturing+ Service)	15762	94134
1B(ii)	Small Enterprises (Manufacturing+ Service)	830	69321
1B(iii)	Medium Enterprises (Manufacturing+ Service)	192	42002
1B(iv)	Khadi and Village Industries	26	247
1B(v)	Others under MSMEs	10	39
1C	Export Credit	0	0
1D	Education	744	1055
1E	Housing	6922	14245
1F	Social Infrastructure	8	25
1G	Renewable Energy	20	32
1H	Others	11824	8714
2	Sub total- 1A+1B+1C+1D+1E+1F+1G+1H	293633	779616
3	Loans to weaker Sections under Priority Sector	162946	205678
4	Non-Priority Sector	56180	162762
4A	Agriculture	784	6273
4B	Education	36	346
4C	Housing	2210	16733
4D	Personal Loans under Non-Priority Sector	6882	22980
4E	Others	46268	116430
5	Sub-total = 4A+4B+4C+4D+4E	56180	162762
	Total = 2+5	349813	942378


Lead District Manager





District Collector

Date: 07.03.2025

APPROVED ANNUAL CREDIT PLAN FOR FY 2025-26
DISTRICT : NARSINGHPUR

Number in Actual & Amount in Lakh

Sr. No	Categories	Total Credit Plan	
		Number	Amount
1	Priority Sector	245686	535000
1A	Agriculture = 1A(i)+1A(ii)+1A(iii)	219693	378405
1A(i)	Farm Credit	218134	340849
	Crop Loans (Out of Farm Credit)	1441516	241427
1A(ii)	Agriculture Infrastructure	78	700
1A(iii)	Ancillary Activities	1481	36856
1B	Micro, Small and Medium Enterprises = 1B(i)+1B(ii)+1B(iii)+1B(iv)+1B(v)	14034	142879
1B(i)	Micro Enterprises (Manufacturing + Service)	13363	116905
1B(ii)	Small Enterprises (Manufacturing + Service)	503	21526
1B(iii)	Medium Enterprises (Manufacturing + Service)	59	3568
1B(iv)	Khadi and Village Industries	105	356
1B(v)	Others under MSMEs	4	524
1C	Export Credit	0	0
1D	Education	286	480
1E	Housing	1030	4500
1F	Social Infrastructure	8	110
1G	Renewable Energy	6	13
1H	Others	10629	8613
2	Sub total= 1A+1B+1C+1D+1E+1F+1G+1H	245686	535000
3	Loans to weaker Sections under Priority Sector	128687	150550
4	Non-Priority Sector	23404	61691
4A	Agriculture	454	1555
4B	Education	12	135
4C	Housing	487	5676
4D	Personal Loans under Non-Priority Sector	2976	12607
4E	Others	19475	41718
5	Sub-total = 4A+4B+4C+4D+4E	23404	61691
	Total=2+5	269090	596691

Sd/- 
Lead District Manager
Name : A.K. SINGH
Seal

Date: 13/03/2025



Sd/- 
District Collector
Name : 
Collector
Narsinghpur

LBS-MIS-I

Statement showing Targets of Annual Credit Plans (ACP) for the FY 2025-26

Name of the District: NEEMUCH

Sr. No.	Categories	Yearly Targets under ACP 2025-26	
		Number	Amount
1	PRIORITY SECTOR	175114	328572.00
1A	Agriculture=1A(i)+1A(ii)+1A(iii)	155031	182415.00
1A(i)	Farm Credit	154053	156572.00
	Crop Loans (out of Farm Credit)	120171	117964.00
1A(ii)	Agriculture Infrastructure	12	130.00
1A(iii)	Ancillary Activities	966	25713.00
1B	Micro, Small and Medium Enterprises=1B(i)+1B(ii)+1B(iii)+1B(iv)+1B(v)	11407	134729
1B(i)	Micro Enterprises (Manufacturing+Service)	10771	72115.00
1B(ii)	Small Enterprises (Manufacturing+Service)	510	51807.00
1B(iii)	Medium Enterprises (Manufacturing+Service)	66	10454.00
1B(iv)	Khadi & Village Industries	56	160.00
1B(v)	Others under MSMEs	4	193.00
1C	Export Credit	0	0.00
1D	Education	307	678.00
1E	Housing	766	3294.00
1F	Social Infrastructure	14	20.00
1G	Renewable Energy	40	80.00
1H	Others	7549	7356.00
2	Sub Total=1A+1B+1C+1D+1E+1F+1G+1H	175114	328572
3	Loans to Weaker Sections under Priority Sector	58499	94858.00
4	NON-PRIORITY SECTOR	28119	130938.00
4A	Agriculture	429	6940.00
4C	Education	28	430.00
4D	Housing	660	9814.00
4E	Personal Loans under Non-Priority Sector	3610	13364.00
4F	Others	23392	100390.00
5	Sub-total=4A+4B+4C+4D+4E+4F	28119	130938
	TOTAL=2+5	203233	459510

sd/-

Lead District Manager

Name: सतमेन्द्र कुमार शर्मा

Seal

Date:



Sd-

District collector

Name:

LBS-MIS-I

Statement showing Targets of Annual Credit Plans (ACP) for the FY 2025-26

No. in actuals. Amount in lakhs

Sr. No.	Categories	Yearly Targets under ACP 2025-26	
		Number	Amount
1	PRIORITY SECTOR	28294	27761.00
1A	Agriculture=1A(i)+1A(ii)+1A(iii)	24003	17660
1A(i)	Farm Credit	23977	17023.00
	Crop Loans (out of Farm Credit)	22752	13309.00
1A(ii)	Agriculture Infrastructure	8	530.00
1A(iii)	Ancillary Activities	18	107.00
1B	Micro, Small and Medium Enterprises=1B(i)+1B(ii)+1B(iii)+1B(iv)+1B(v)	4168	8596
1B(i)	Micro Enterprises (Manufacturing+Service advances upto Rs. 5 crores)	4011	7025.00
1B(ii)	Small Enterprises (Manufacturing+Service advances upto Rs. 5 crores)	123	1353.00
1B(iii)	Medium Enterprises (Manufacturing+Service advances upto Rs. 10 crores)	6	110.00
1B(iv)	Khadi & Village Industries	25	103.00
1B(v)	Others under MSMEs	3	5.00
1C	Export Credit	0	0.00
1D	Education	55	75.00
1E	Housing	64	358.00
1F	Social Infrastructure	2	4.00
1G	Renewable Energy	2	4.00
1H	Others	2	16.00
2	Sub Total=1A+1B+1C+1D+1E+1F+1G+1H	28296	26713
3	Loans to Weaker Sections under Priority Sector	15562	15540.00
4	NON-PRIORITY SECTOR	4468	19491.00
4A	Agriculture	55	505.00
4B	Education	5	46.00
4C	Housing	92	1008.00
4D	Personal Loans under Non-Priority Sector	248	948.00
4E	Others	4068	16984.00
5	Sub-total=4A+4B+4C+4D+4E+4F	4468	19491
	TOTAL=2+5	32764	46204




Ramod Kumar Alimwar
26/3/2025

Sd-
District collector
Name: *(Signature)*
(*Ramod Kumar Alimwar*)
कलेक्टर
जिला-निवाडी (मोड्डो)

APPROVED ANNUAL CREDIT PLAN FOR FY 2025-26
DISTRICT : PANDHURNA

Sr. No	Categories	Number in Actual & Amount in Lakh	
		Total Credit Plan	
		Number	Amount
1	Priority Sector	53819	128028
1A	Agriculture = 1A(i)+1A(ii)+1A(iii)	44781	86541
1A(i)	Farm Credit	43912	67439
	Crop Loans (Out of Farm Credit)	43043	48337
1A(ii)	Agriculture Infrastructure	46	204
1A(iii)	Ancillary Activities	823	18898
1B	Micro, Small and Medium Enterprises = 1B(i)+1B(ii)+1B(iii)+1B(iv)+1B(v)	4718	35782
1B(i)	Micro Enterprises (Manufacturing + Service)	4427	21574
1B(ii)	Small Enterprises (Manufacturing + Service)	99	11289
1B(iii)	Medium Enterprises (Manufacturing + Service)	8	2535
1B(iv)	Khadi and Village Industries	181	159
1B(v)	Others under MSMEs	3	225
1C	Export Credit	0	0
1D	Education	120	365
1E	Housing	409	1850
1F	Social Infrastructure	2	90
1G	Renewable Energy	24	140
1H	Others	3765	3260
2	Sub total= 1A+1B+1C+1D+1E+1F+1G+1H	53819	128028
3	Loans to weaker Sections under Priority Sector	19749	27733
4	Non-Priority Sector	7001	20302
4A	Agriculture	49	678
4B	Education	12	291
4C	Housing	89	2197
4D	Personal Loans under Non-Priority Sector	1157	3883
4E	Others	5694	13253
5	Sub-total = 4A+4B+4C+4D+4E	7001	20302
	Total=2+5	60820	148330


 District Manager
 Name : C.K. Jha
 Seal

Sd/- 
 District Collector
 Name : Mr. Ajay Dev Sharma

Date: 25-03-2025

LBS-MIS-I**Statement showing Targets of Annual Credit Plans (ACP) for the FY 2025-26**

No. in actuals. Amount in lakhs

Name of the District: PANNA

Sr. No.	Categories	Yearly Targets under ACP 2025-26	
		Number	Amount
1	PRIORITY SECTOR	68768	74939.00
1A	Agriculture=1A(i)+1A(ii)+1A(iii)	52241	49105
1A(i)	Farm Credit	52027	47868.00
	Crop Loans (out of Farm Credit)	43296	38420.00
1A(ii)	Agriculture Infrastructure	62	72.00
1A(iii)	Ancillary Activities	152	1165.00
1B	Micro, Small and Medium Enterprises=1B(i)+1B(ii)+1B(iii)+1B(iv)+1B(v)	12925	23293
1B(i)	Micro Enterprises (Manufacturing+Service)	12806	19772.00
1B(ii)	Small Enterprises (Manufacturing+Service)	85	3446.00
1B(iii)	Medium Enterprises (Manufacturing+Service)	4	22.00
1B(iv)	Khadi & Village Industries	28	48.00
1B(v)	Others under MSMEs	2	5.00
1C	Export Credit	0	0.00
1D	Education	110	130.00
1E	Housing	340	669.00
1F	Social Infrastructure	4	2.00
1G	Renewable Energy	8	16.00
1H	Others	3140	1724.00
2	Sub Total=1A+1B+1C+1D+1E+1F+1G+1H	68768	74939
3	Loans to Weaker Sections under Priority Sector	27792	28500.00
4	NON-PRIORITY SECTOR	10593	39878.00
4A	Agriculture	115	660.00
4B	Education	4	20.00
4C	Housing	148	1500.00
4D	Personal Loans under Non-Priority Sector	1102	5690.00
4E	Others	9224	32008.00
5	Sub-total=4A+4B+4C+4D+4E+4F	10593	39878
	TOTAL=2+5	79361	114817

sd/-

Lead District Manager

Name: SHAMA BANO

Seal 26/03/25

Date:



Sd-

District collector

कलेक्टर

जिला पन्ना मध्यप्रदेश

APPROVED ANNUAL CREDIT PLAN FOR FY 2025-26

DISTRICT : RAISEN

Number in Actual & Amount in Lakh

Sr. No	Categories	Total Credit Plan	
		Number	Amount
1	Priority Sector	411037	581673
1A	Agriculture = 1A(i)+1A(ii)+1A(iii)	374878	411159
1A(i)	Farm Credit	373902	377873
	Crop Loans (Out of Farm Credit)	198290	230473
1A(ii)	Agriculture Infrastructure	81	3568
1A(iii)	Ancillary Activities	895	29718
1B	Micro, Small and Medium Enterprises = 1B(i)+1B(ii)+1B(iii)+1B(iv)+1B(v)	19558	150035
1B(i)	Micro Enterprises (Manufacturing + Service)	19005	79886
1B(ii)	Small Enterprises (Manufacturing + Service)	434	43180
1B(iii)	Medium Enterprises (Manufacturing + Service)	46	26054
1B(iv)	Khadi and Village Industries	54	412
1B(v)	Others under MSMEs	19	503
1C	Export Credit	0	0
1D	Education	271	337
1E	Housing	4110	9930
1F	Social Infrastructure	0	0
1G	Renewable Energy	0	0
1H	Others	12220	10212
2	Sub total= 1A+1B+1C+1D+1E+1F+1G+1H	411037	581673
3	Loans to weaker Sections under Priority Sector	184306	196518
4	Non-Priority Sector		
4A	Agriculture	318	3170
4B	Education	36	560
4C	Housing	1574	12677
4D	Personal Loans under Non-Priority Sector	3742	13580
4E	Others	28350	56128
5	Sub-total = 4A+4B+4C+4D+4E	34020	86115
	Total=2+5	445057	667788


Lead District Manager


District Collector

Date: 05.03.2025

LBS-MIS-I
Approved Annual Credit Plans (ACP) for the FY 2025-26

No. in actuals. Amount in lakhs

Name of the District: Rajgarh

Sr. No.	Categories	Yearly Targets under ACP 2025-26	
		Number	Amount
1	PRIORITY SECTOR	334667	546375
1A	Agriculture=1A(i)+1A(ii)+1A(iii)	318108	394203
1A(i)	Farm Credit	316842	385548
	Crop Loans (out of Farm Credit)	264774	298488
1A(ii)	Agriculture Infrastructure	8	410
1A(iii)	Ancillary Activities	1258	8245
1B	Micro, Small and Medium Enterprises=1B(i)+1B(ii)+1B(iii)+1B(iv)+1B(v)	4911	136928
1B(i)	Micro Enterprises (Manufacturing+Service)	4196	94416
1B(ii)	Small Enterprises (Manufacturing+Service)	502	40078
1B(iii)	Medium Enterprises (Manufacturing+Service)	27	1674
1B(iv)	Khadi & Village Industries	182	542
1B(v)	Others under MSMEs	4	218
1C	Export Credit	0	0
1D	Education	490	788
1E	Housing	1112	3986
1F	Social Infrastructure	17	14
1G	Renewable Energy	12	24
1H	Others	10017	10432
2	Sub Total=1A+1B+1C+1D+1E+1F+1G+1H	334667	546375
3	Loans to Weaker Sections under Priority Sector	153170	194538
4	NON-PRIORITY SECTOR	41159	121184
4A	Agriculture	548	3680
4B	Education	20	262
4C	Housing	1652	8490
4D	Personal Loans under Non-Priority Sector	4475	14654
4E	Others	34464	94098
5	Sub-total=4A+4B+4C+4D+4E+4F	41159	121184
	TOTAL=2+5	375826	667559



Sd/-
Lead District Manager
Name: Nand Kishore Patidar

Date: 26-03-2025

Sd/-
District Collector
Name: Dr. Gajendra Kumar Mishra

APPROVED ANNUAL CREDIT PLAN FOR FY 2025-26
DISTRICT : RATLAM

Sr. No	Categories	Number In Actual & Amount in Lakh	
		Total Credit Plan	
		Number	Amount
1	Priority Sector	279830	899857
1A	Agriculture = 1A(i)+1A(ii)+1A(iii)	241127	440009
1A(i)	Farm Credit	239180	365069
	Crop Loans (Out of Farm Credit)	140980	249202
1A(ii)	Agriculture Infrastructure	46	2478
1A(iii)	Ancillary Activities	1901	72462
1B	Micro, Small and Medium Enterprises = 1B(i)+1B(ii)+1B(iii)+1B(iv)+1B(v)	22294	441355
1B(i)	Micro Enterprises (Manufacturing + Service)	20626	240997
1B(ii)	Small Enterprises (Manufacturing + Service)	1439	99363
1B(iii)	Medium Enterprises (Manufacturing + Service)	168	99942
1B(iv)	Khadi and Village Industries	45	139
1B(v)	Others under MSMEs	16	914
1C	Export Credit	0	0
1D	Education	666	984
1E	Housing	4951	10600
1F	Social Infrastructure	89	35
1G	Renewable Energy	2	3
1H	Others	10701	6871
2	Sub total= 1A+1B+1C+1D+1E+1F+1G+1H	279830	899857
3	Loans to weaker Sections under Priority Sector	139137	186965
4	Non-Priority Sector	56587	254722
4A	Agriculture	790	5767
4B	Education	59	850
4C	Housing	1057	20286
4D	Personal Loans under Non-Priority Sector	6931	25626
4E	Others	47750	202193
5	Sub-total = 4A+4B+4C+4D+4E	56587	254722
	Total=2+5	336417	1154579

Sd/-
Lead District Manager
Name :
Seal



Sd/-
District Collector
Name : राजला रतलाम (म.प्र.)

Date:

LBS-MIS-I
Statement showing Targets of Annual Credit Plans (ACP) for the FY 2025-26

No. in actuals. Amount in lakhs

Name of the District: REWA

Sr. No.	Categories	Yearly Targets under ACP 2025-26	
		Number	Amount
1	PRIORITY SECTOR	158393	364931.00
1A	Agriculture=1A(i)+1A(ii)+1A(iii)	140893	133570
1A(i)	Farm Credit	140035	107097.00
	Crop Loans (out of Farm Credit)	79992	86057.00
1A(ii)	Agriculture Infrastructure	30	1250.00
1A(iii)	Ancillary Activities	828	25223.00
1B	Micro, Small and Medium Enterprises=1B(i)+1B(ii)+1B(iii)+1B(iv)+1B(v)	8336	205245
1B(i)	Micro Enterprises (Manufacturing+Service advances upto Rs. 5 crores)	7730	133267.00
1B(ii)	Small Enterprises (Manufacturing+Service advances upto Rs. 5 crores)	498	58124.00
1B(iii)	Medium Enterprises (Manufacturing+Service advances upto Rs. 10 crores)	45	13508.00
1B(iv)	Khadi & Village Industries	60	327.00
1B(v)	Others under MSMEs	3	19.00
1C	Export Credit	0	0.00
1D	Education	456	917.00
1E	Housing	1390	13177.00
1F	Social Infrastructure	4	22.00
1G	Renewable Energy	20	42.00
1H	Others	7294	11958.00
2	Sub Total=1A+1B+1C+1D+1E+1F+1G+1H	158393	364931
3	Loans to Weaker Sections under Priority Sector	54164	80109.00
4	NON-PRIORITY SECTOR	42501	189630.00
4A	Agriculture	71	856.00
4B	Education	48	692.00
4C	Housing	1876	26715.00
4D	Personal Loans under Non-Priority Sector	5732	33439.00
4E	Others	34774	127928.00
5	Sub-total=4A+4B+4C+4D+4E+4F	42501	189630
	TOTAL=2+5	200894	554561

अप्रणी जिला प्रबंधक
रीवा
26.03.2025

कलेक्टर रीवा
Collector
District Rewa

APPROVED ANNUAL CREDIT PLAN FOR FY 2025-26
DISTRICT : SAGAR

Sr. No	Categories	Number in Actual & Amount in Lakh	
		Total Credit Plan	
		Number	Amount
1	Priority Sector	332667	610590
1A	Agriculture = 1A(i)+1A(ii)+1A(iii)	293296	388417
1A(i)	Farm Credit	292458	369611
	Crop Loans (Out of Farm Credit)	182728	256505
1A(ii)	Agriculture Infrastructure	225	1178
1A(iii)	Ancillary Activities	613	17628
1B	Micro, Small and Medium Enterprises = 1B(i)+1B(ii)+1B(iii)+1B(iv)+1B(v)	24893	206223
1B(i)	Micro Enterprises (Manufacturing + Service)	23896	134838
1B(ii)	Small Enterprises (Manufacturing + Service)	752	59802
1B(iii)	Medium Enterprises (Manufacturing + Service)	91	10663
1B(iv)	Khadi and Village Industries	138	510
1B(v)	Others under MSMEs	16	410
1C	Export Credit	0	0
1D	Education	608	838
1E	Housing	1460	9016
1F	Social Infrastructure	0	0
1G	Renewable Energy	2	5
1H	Others	12408	6091
2	Sub total= 1A+1B+1C+1D+1E+1F+1G+1H	332667	610590
3	Loans to weaker Sections under Priority Sector	196125	213644
4	Non-Priority Sector	53021	201366
4A	Agriculture	1262	40673
4B	Education	69	643
4C	Housing	1314	14688
4D	Personal Loans under Non-Priority Sector	5595	25469
4E	Others	44781	119893
5	Sub-total = 4A+4B+4C+4D+4E	53021	201366
	Total=2+5	385688	811956



Lead District Manager

Name : C. P. Singh.

Seal

Sd/-

Ceo Jila Panchayat

Name : [Signature]

Sd/-

District Collector

(Name) G. R.

Collector & District Magistrate
District SAGAR (M. P.)

Date:

Enclosed:-

- 1) Bank wise targets - 2025-26
- 2) Branch wise targets - 2025-26
- 3) Block wise targets - 2025-26

अज्ञानी बैंक कार्यालय : रातना
हिंदीरा रास, इंडियन बैंक भवन,
जयसरांभ चौक, रातना- 485001
दूरभाष: 07672-414421

इंडियन बैंक Indian Bank

ALLAHABAD
आपका अपना बैंक, हर कदम आपके साथ
•YOUR OWN BANK # ALWAYS WITH YOU•



LEAD BANK SATNA

2nd Floor, Indian Bank
Building, Jal Stambh
Chowk, Satna-485001
Phone : 07672-414421

APPROVED ANNUAL CREDIT PLAN 2025-26

DISTRICT- SATNA

Sl	Sector	No. In actual, Amount In Lac	
		Total Credit Plan	
		Number	Amount
1	Priority Sector		
1A	Agriculture= 1A(i)+1A(ii)+1A(iii)	98670	150550
1A(i)	Farm Credit	98000	120000
	Crop Loans (out of Farm Credit)	82000	98000
1A(ii)	Agriculture Infrastructure	70	550
1A(iii)	Ancillary Activities	600	30000
IB	Micro, Small and Medium Enterprises = IB(i)+IB(ii)+IB(iii)+IB(iv)+IB(v)	18885	232400
IB(i)	Micro Enterprises (Manufacturing + Service)	18000	122000
IB(ii)	Small Enterprises (Manufacturing + Service)	700	72000
IB(iii)	Medium Enterprises (Manufacturing+ Service)	130	38000
IB(iv)	Khadi and Village Industries	45	250
IB(v)	Others under MSMEs	10	150
IC	Export Credit	0	0
ID	Education	500	700
IE	Housing	1100	5000
IF	Social Infrastructure	5	20
IG	Renewable Energy	0	0
IH	Others	7500	4000
2	Subtotal= 1A+IB+IC+ID+IE+IF+IG+IH	120860	392670
3	Loans to weaker Sections under Priority Sector	68000	78000
4	Non-Priority Sector		
4A	Agriculture	500	800
4B	Education	30	450
4C	Housing	1000	12000
4D	Personal Loans under Non-Priority Sector	4000	18000
4E	Others	30000	150000
5	Sub-total=4A +4B+4C+4D+4E	35530	181250
	Total=2+5	156390	573920

Sd
(Gautam Sharma)
LDM Satna



Sd
(Dr Satheesh Kumar S)
District Collector Satna

06.11103/2025

LBS-MIS-I
Statement showing Targets of Annual Credit Plans (ACP) for the FY 2025-26

Name of the District: SEHORE

No. in actuals. Amount in lakhs

Sr. No.	Categories	Yearly Targets under ACP 2025-26	
		Number	Amount
1	PRIORITY SECTOR		
1A	Agriculture=1A(i)+1A(ii)+1A(iii)	319142	700655.00
1A(i)	Farm Credit	283126	549807
	Crop Loans (out of Farm Credit)	281376	528548.00
1A(ii)	Agriculture Infrastructure	248926	418312.00
1A(iii)	Ancillary Activities	58	3270.00
		1692	17989.00
1B	Micro, Small and Medium Enterprises=1B(i)+1B(ii)+1B(iii)+1B(iv)+1B(v)	24237	130440
1B(i)	Micro Enterprises (Manufacturing+Service advances upto Rs. 5 crores)	23529	89664.00
1B(ii)	Small Enterprises (Manufacturing+Service advances upto Rs. 5 crores)	538	36342.00
1B(iii)	Medium Enterprises (Manufacturing+Service advances upto Rs. 10 crores)	36	4024.00
1B(iv)	Khadi & Village Industries	120	288.00
1B(v)	Others under MSMEs	14	122.00
1C	Export Credit	0	0.00
1D	Education	668	1198.00
1E	Housing	2962	10952.00
1F	Social Infrastructure	8	20.00
1G	Renewable Energy	70	200.00
1H	Others	8071	8038.00
2	Sub Total=1A+1B+1C+1D+1E+1F+1G+1H	319142	700655
3	Loans to Weaker Sections under Priority Sector	135710	202984.00
4	NON-PRIORITY SECTOR		
4A	Agriculture	42951	118533.00
4B	Education	741	7721.00
4C	Housing	32	455.00
4D	Personal Loans under Non-Priority Sector	925	12574.00
4E	Others	6098	21418.00
5	Sub-total=4A+4B+4C+4D+4E+4F	35155	76365.00
	TOTAL=2+5	42951	118533
		362093	819188

कृते-बैंक ऑफ इण्डिया

अग्रणी जिला प्रबंधक
सीहोर

Lead District Manager

Collector

कलेक्टर, सीहोर

LBS-MIS-1
Statement showing Targets of Annual Credit Plans (ACP) for the FY 2025-26

No. in actuals. Amount in lakhs

Name of the District: SEONI

Sr. No.	Categories	Yearly Targets under ACP 2025-26	
		Number	Amount
1	PRIORITY SECTOR	280581	354701.00
1A	Agriculture=1A(i)+1A(ii)+1A(iii)	256050	248649
1A(i)	Farm Credit	254980	238400.00
	Crop Loans (out of Farm Credit)	175749	166902.00
		203	687.00
1A(ii)	Agriculture Infrastructure	867	9562.00
1A(iii)	Ancillary Activities	12448	87320
1B	Micro, Small and Medium Enterprises=1B(i)+1B(ii)+1B(iii)+1B(iv)+1B(v)	11827	56330.00
1B(i)	Micro Enterprises (Manufacturing+ Service)	483	27036.00
1B(ii)	Small Enterprises (Manufacturing+ Service)	28	3293.00
1B(iii)	Medium Enterprises (Manufacturing+ Service)	104	158.00
1B(iv)	Khadi & Village Industries	6	503.00
1B(v)	Others under MSMEs	0	0.00
1C	Export Credit	204	262.00
1D	Education	862	4265.00
1E	Housing	10	15.00
1F	Social Infrastructure	15	30.00
1G	Renewable Energy	10992	14160.00
1H	Others	280581	354701
2	Sub Total=1A+1B+1C+1D+1E+1F+1G+1H	196406	249428.00
3	Loans to Weaker Sections under Priority Sector	25682	107843.00
4	NON-PRIORITY SECTOR	306	7339.00
4A	Agriculture	18	268.00
4B	Education	804	9442.00
4C	Housing	3758	16346.00
4D	Personal Loans under Non-Priority Sector	20796	74448.00
4E	Others	25682	107843
5	Sub-total=4A+4B+4C+4D+4E+4F	306263	462544
	TOTAL=2+5		

Lead District Manager



District collector - (Seoni)
(Mrs. Sanskriti Jain)

Annexure - I

APPROVED ANNUAL CREDIT PLAN FOR FY 2025-26
DISTRICT : SHAHDOL

Sr. No	Categories	Number in Actual & Amount in Lakh	
		Total Credit Plan	
		Number	Amount
1	Priority Sector	74230	136551
1A	Agriculture = 1A(i)+1A(ii)+1A(iii)	50906	52879
1A(i)	Farm Credit	50666	47900
	Crop Loans (Out of Farm Credit)	19979	25000
1A(ii)	Agriculture Infrastructure	16	939
1A(iii)	Ancillary Activities	224	4040
1B	Micro, Small and Medium Enterprises = 1B(i)+1B(ii)+1B(iii)+1B(iv)+1B(v)	10188	75025
1B(i)	Micro Enterprises (Manufacturing + Service)	9826	49235
1B(ii)	Small Enterprises (Manufacturing + Service)	294	22412
1B(iii)	Medium Enterprises (Manufacturing + Service)	44	2867
1B(iv)	Khadi and Village Industries	14	22
1B(v)	Others under MSMEs	10	489
1C	Export Credit	0	0
1D	Education	270	396
1E	Housing	722	1811
1F	Social Infrastructure	0	0
1G	Renewable Energy	0	0
1H	Others	12144	6440
2	Sub total= 1A+1B+1C+1D+1E+1F+1G+1H	74230	136551
3	Loans to weaker Sections under Priority Sector	44315	38686
4	Non-Priority Sector	18062	78268
4A	Agriculture	64	462
4B	Education	8	159
4C	Housing	594	6958
4D	Personal Loans under Non-Priority Sector	2522	13134
4E	Others	14874	57555
5	Sub-total = 4A+4B+4C+4D+4E	18062	78268
	Total=2+5	92292	214819

Sd/-
Lead District Manager
Name: **AMIT KUMAR CHAVANIA**
Seal
Date: 11/03/2025



Sd/-
District Collector
कलेक्टर एवं जिला मजिस्ट्रेट
शाहडोल (म.प्र.)

Scanned with CamScanner

LBS-MIS-I
Statement showing Targets of Annual Credit Plans (ACP) for the FY 2025-26

No. in actuals. Amount in lakhs

Name of the District: SHAJAPUR

Sr. No.	Categories	Yearly Targets under ACP 2025-26	
		Number	Amount
1	PRIORITY SECTOR	282492	536481.00
1A	Agriculture=1A(i)+1A(ii)+1A(iii)	259456	436974
1A(i)	Farm Credit	258407	417328.00
	Crop Loans (out of Farm Credit)	206946	330249.00
1A(ii)	Agriculture Infrastructure	162	1268.00
1A(iii)	Ancillary Activities	887	18378.00
1B	Micro, Small and Medium Enterprises=1B(i)+1B(ii)+1B(iii)+1B(iv)+1B(v)	16871	87288
1B(i)	Micro Enterprises (Manufacturing+Service)	16437	59820.00
1B(ii)	Small Enterprises (Manufacturing+Service)	343	25967.00
1B(iii)	Medium Enterprises (Manufacturing+Service)	6	1347.00
1B(iv)	Khadi & Village Industries	82	146.00
1B(v)	Others under MSMEs	3	8.00
1C	Export Credit	0	0.00
1D	Education	425	1061.00
1E	Housing	936	6935.00
1F	Social Infrastructure	8	54.00
1G	Renewable Energy	10	18.00
1H	Others	4786	4151.00
2	Sub Total=1A+1B+1C+1D+1E+1F+1G+1H	282492	536481
3	Loans to Weaker Sections under Priority Sector	107967	173738.00
4	NON-PRIORITY SECTOR	29865	83412.00
4A	Agriculture	548	4367.00
4B	Education	22	231.00
4C	Housing	444	5179.00
4D	Personal Loans under Non-Priority Sector	4114	13069.00
4E	Others	24737	60566.00
4F		29865	83412
5	Sub-total=4A+4B+4C+4D+4E+4F	312357	619893
	TOTAL=2+5		

कृते-बैंक ऑफ इंडिया

sd/-

Lead District Collector प्रबन्धक
Name: Vinod Kumar Kushwah

Seal

Date:

sd/-

District collector

Name: Riju Bafna

LBS-MIS-I

Statement showing Targets of Annual Credit Plans (ACP) for the FY 2025-26

No. in actuals. Amount in lakhs

Name of the District: SHEOPURKALA

Sr. No.	Categories	Yearly Targets under ACP 2025-26	
		Number	Amount
1	PRIORITY SECTOR	94219	129095.00
1A	Agriculture=1A(i)+1A(ii)+1A(iii)	70913	84201
1A(i)	Farm Credit	70741	77656.00
	Crop Loans (out of Farm Credit)	64791	65616.00
1A(ii)	Agriculture Infrastructure	4	12.00
1A(iii)	Ancillary Activities	168	6533.00
1B	Micro, Small and Medium Enterprises=1B(i)+1B(ii)+1B(iii)+1B(iv)+1B(v)	20771	31260
1B(i)	Micro Enterprises (Manufacturing+Service advances upto Rs. 5 crores)	20589	18546.00
1B(ii)	Small Enterprises (Manufacturing+Service advances upto Rs. 5 crores)	156	11814.00
1B(iii)	Medium Enterprises (Manufacturing+Service advances upto Rs. 10 crores)	4	846.00
1B(iv)	Khadi & Village Industries	22	54.00
1B(v)	Others under MSMEs	0	0.00
1C	Export Credit	0	0.00
1D	Education	62	126.00
1E	Housing	181	675.00
1F	Social Infrastructure	10	20.00
1G	Renewable Energy	14	28.00
1H	Others	2268	12785.00
2	Sub Total=1A+1B+1C+1D+1E+1F+1G+1H	94219	129095
3	Loans to Weaker Sections under Priority Sector	20105	39058.00
4	NON-PRIORITY SECTOR	6650	27278.00
4A	Agriculture	158	420.00
4C	Education	5	20.00
4D	Housing	84	1014.00
4E	Personal Loans under Non-Priority Sector	1115	4604.00
4F	Others	5288	21220.00
5	Sub-total=4A+4B+4C+4D+4E+4F	6650	27278
	TOTAL=2+5	100869	156373

Lead District Manager

Name: Yadunath Soy

Date: 20-03-2025



District collector

Name: Shri Arpit Varma

जिला शेओपुर-2 (फ.प्र.)

LBS-MIS-I

Statement showing Targets of Annual Credit Plans (ACP) for the FY 2025-26

No. in actuals. Amount in lakhs

Name of the District: SHIVPURI

Sr. No.	Categories	Yearly Targets under ACP 2025-26	
		Number	Amount
1	PRIORITY SECTOR	82133	257601.00
1A	Agriculture=1A(i)+1A(ii)+1A(iii)	57665	133580
1A(i)	Farm Credit	56586	122088.00
	Crop Loans (out of Farm Credit)	392990	86224.00
1A(ii)	Agriculture Infrastructure	30	642.00
1A(iii)	Ancillary Activities	1049	10850.00
1B	Micro, Small and Medium Enterprises=1B(i)+1B(ii)+1B(iii)+1B(iv)+1B(v)	13672	110807
1B(i)	Micro Enterprises (Manufacturing+Service advances upto Rs. 5 crores)	13077	66678.00
1B(ii)	Small Enterprises (Manufacturing+Service advances upto Rs. 5 crores)	506	40358.00
1B(iii)	Medium Enterprises (Manufacturing+Service advances upto Rs. 10 crores)	14	2150.00
1B(iv)	Khadi & Village Industries	62	342.00
1B(v)	Others under MSMEs	13	1279.00
1C	Export Credit	0	0.00
1D	Education	282	325.00
1E	Housing	896	2696.00
1F	Social Infrastructure	0	0.00
1G	Renewable Energy	12	22.00
1H	Others	9606	10171.00
2	Sub Total=1A+1B+1C+1D+1E+1F+1G+1H	82133	257601
3	Loans to Weaker Sections under Priority Sector	50862	76065.00
4	NON-PRIORITY SECTOR	26460	110748.00
4A	Agriculture	316	2278.00
4B	Education	11	158.00
4C	Housing	400	5408.00
4D	Personal Loans under Non-Priority Sector	2326	10110.00
4E	Others	23407	92794.00
5	Sub-total=4A+4B+4C+4D+4E+4F	26460	110748
	TOTAL=2+5	108593	368349

sd/-
Lead District Manager
Name:
Seal
Date:
SANDJAY KUMAR JAIN
07.02.2025


sd/-
District Collector
जिला शिवपुरी (म.प्र.)
Name:
Ravindra Kumar Choudhary

LBS-MIS-1
Statement showing Targets of Annual Credit Plans (ACP) for the FY 2025-26

Name of the District: **SIDHI**

No. in actuals. Amount in lakhs

Sr. No.	Categories	Yearly Targets under ACP 2025-26	
		Number	Amount
1	PRIORITY SECTOR		
1A	Agriculture=1A(i)+1A(ii)+1A(iii)	50193	80829.00
1A(i)	Farm Credit	38360	35913
	Crop Loans (out of Farm Credit)	38276	35365.00
1A(ii)	Agriculture Infrastructure	24816	26902.00
1A(iii)	Ancillary Activities	20	16.00
		64	532.00
1B	Micro, Small and Medium Enterprises=1B(i)+1B(ii)+1B(iii)+1B(iv)+1B(v)	9503	41348
1B(i)	Micro Enterprises (Manufacturing+Service)	9261	28530.00
1B(ii)	Small Enterprises (Manufacturing+Service)	172	11794.00
1B(iii)	Medium Enterprises (Manufacturing+Service)	4	900.00
1B(iv)	Khadi & Village Industries	64	114.00
1B(v)	Others under MSMEs	2	10.00
1C	Export Credit	0	0.00
1D	Education	105	188.00
1E	Housing	206	1538.00
1F	Social Infrastructure	4	24.00
1G	Renewable Energy	8	16.00
1H	Others	2007	1802.00
2	Sub Total=1A+1B+1C+1D+1E+1F+1G+1H	50193	80829
3	Loans to Weaker Sections under Priority Sector	16842	26684.00
4	NON-PRIORITY SECTOR	13229	54177.00
4A	Agriculture	74	787.00
4B	Education	6	108.00
4C	Housing	202	2520.00
4D	Personal Loans under Non-Priority Sector	2612	16192.00
4E	Others	10335	34570.00
5	Sub-total=4A+4B+4C+4D+4E+4F	13229	54177
	TOTAL=2+5	63422	135006

Sd/- 
Lead District Manager
Name: **BRUNO K. SRIVASTAVA**
Seal
Date:



Sd-
District collector
Name:

24-03-2025

LBS-MIS-I			
Statement showing Targets of Annual Credit Plans (ACP) for the FY 2025-26			
		No. in actuals. Amount in lakhs	
Name of the District: SINGRAULI			
Sr. No.	Categories	Yearly Targets under ACP 2025-26	
		Number	Amount
1	PRIORITY SECTOR	23923	102533
1A	Agriculture=1A(i)+1A(ii)+1A(iii)	16050	28500
1A(i)	Farm Credit	16000	25000.00
	Crop Loans (out of Farm Credit)	14500	21500.00
1A(ii)	Agriculture Infrastructure	20	1000.00
1A(iii)	Ancillary Activities	30	2500.00
1B	Micro, Small and Medium Enterprises=1B(i)+1B(ii)+1B(iii)+1B(iv)+1B(v)	7513	72923
1B(i)	Micro Enterprises (Manufacturing+Service advances upto Rs. 5 crores)	7200	50000.00
1B(ii)	Small Enterprises (Manufacturing+Service advances upto Rs. 5 crores)	275	21000.00
1B(iii)	Medium Enterprises (Manufacturing+Service advances upto Rs. 10 crores)	20	1800.00
1B(iv)	Khadi & Village Industries	15	115.00
1B(v)	Others under MSMEs	3	8.00
1C	Export Credit	0	0.00
1D	Education	190	300.00
1E	Housing	110	600.00
1F	Social Infrastructure	0	0.00
1G	Renewable Energy	0	0.00
1H	Others	60	210.00
2	Sub Total=1A+1B+1C+1D+1E+1F+1G+1H	23923	102533
3	Loans to Weaker Sections under Priority Sector	17000	25000.00
4	NON-PRIORITY SECTOR	16235	98870.00
4A	Agriculture	10	20.00
4B	Education	25	350.00
4C	Housing	200	3000.00
4D	Personal Loans under Non-Priority Sector	3000	22000.00
4E	Others	13000	73500.00
5	Sub-total=4A+4B+4C+4D+4E+4F	16235	98870
	TOTAL=2+5	40158	201403

LEAD DISTRICT MANAGER

NAME- RANJIT KUMAR

DATE- 26.03.2025



DISTRICT COLLECTOR

NAME- SH. CHANDRA SHEKHAR SHUKLA

DISTRICT- SINGRAULI



AnyScanner

LBS-MIS-I

Statement showing Targets of Annual Credit Plans (ACP) for the FY 2025-26

No. in actuals. Amount in lakhs

Name of the District:TIKAMGARH

Sr. No.	Categories	Yearly Targets under ACP 2025-26	
		Number	Amount
1	PRIORITY SECTOR	83233	120078.00
1A	Agriculture=1A(i)+1A(ii)+1A(iii)	71550	61196
1A(i)	Farm Credit	71347	48585.00
	Crop Loans (out of Farm Credit)	50743	38454.00
1A(ii)	Agriculture Infrastructure	55	803.00
1A(iii)	Ancillary Activities	148	11808.00
1B	Micro, Small and Medium Enterprises=1B(i)+1B(ii)+1B(iii)+1B(iv)+1B(v)	9431	54897
1B(i)	Micro Enterprises (Manufacturing+Service)	9030	37448.00
1B(ii)	Small Enterprises (Manufacturing+Service)	190	13331.00
1B(iii)	Medium Enterprises (Manufacturing+Service)	15	3006.00
1B(iv)	Khadi & Village Industries	194	928.00
1B(v)	Others under MSME's	2	184.00
1C	Export Credit	0	0.00
1D	Education	114	164.00
1E	Housing	345	2855.00
1F	Social Infrastructure	0	0.00
1G	Renewable Energy	15	33.00
1H	Others	1778	933.00
2	Sub Total=1A+1B+1C+1D+1E+1F+1G+1H	83233	120078
3	Loans to Weaker Sections under Priority Sector	54852	51110.00
4	NON-PRIORITY SECTOR	13019	51120.00
4A	Agriculture	124	2674.00
4B	Education	15	225.00
4C	Housing	205	3164.00
4D	Personal Loans under Non-Priority Sector	1048	5204.00
4E	Others	11627	39853.00
5	Sub-total=4A+4B+4C+4D+4E+4F	13019	51120
	TOTAL=2+5	96252	171198

Lead District Manager

Name: Kailash Narayan Arya

Seal Chief Manager

Date: 20.02.2025

District Collector
जिला-टीकमगढ़ (र.प्र.)

LBS-MIS-I

Statement showing Targets of Annual Credit Plans (ACP) for the FY 2025-26

No. in actuals, Amount in lakhs

SLBC

Name of the District: UJJAIN

Sr. No.	Categories	Yearly Targets under ACP 2025-26	
		Number	Amount
1	PRIORITY SECTOR	451326	1288792.00
1A	Agriculture=1A(i)+1A(ii)+1A(iii)	381538	833933
1A(i)	Farm Credit	379402	775867.00
	Crop Loans (out of Farm Credit)	330755	568524.00
1A(ii)	Agriculture Infrastructure	176	4374.00
1A(iii)	Ancillary Activities	1960	53692.00
1B	Micro, Small and Medium Enterprises=1B(i)+1B(ii)+1B(iii)+1B(iv)+1B(v)	43505	408316
1B(i)	Micro Enterprises (Manufacturing+Service advances upto Rs. 5 crores)	41722	211536.00
1B(ii)	Small Enterprises (Manufacturing+Service advances upto Rs. 5 crores)	1519	163566.00
1B(iii)	Medium Enterprises (Manufacturing+Service advances upto Rs. 10 crores)	187	32920.00
1B(iv)	Khadi & Village Industries	61	242.00
1B(v)	Others under MSMEs	16	52.00
1C	Export Credit	4	800.00
1D	Education	1212	2047.00
1E	Housing	4240	20581.00
1F	Social Infrastructure	20	385.00
1G	Renewable Energy	60	158.00
1H	Others	20747	22572.00
2	Sub Total=1A+1B+1C+1D+1E+1F+1G+1H	451326	1288792
3	Loans to Weaker Sections under Priority Sector	232395	318070.00
4	NON-PRIORITY SECTOR	99991	347531.00
4A	Agriculture	920	5210.00
4B	Education	130	2072.00
4C	Housing	3192	56128.00
4D	Personal Loans under Non-Priority Sector	11219	41867.00
4E	Others	84530	242254.00
5	Sub-total=4A+4B+4C+4D+4E+4F	99991	347531
	TOTAL=2+5	551317	1636323

sd/-
Lead District Manager
Name: Balram Bairagi
Seal
Date: 10/02/2025



Sd-
District collector
Name: Mr. Neeraj Kumar Singh
जिला उज्जैन (म.प्र.)

LBS-MIS-I**Statement showing Targets of Annual Credit Plans (ACP) for the FY 2025-26**

No. in actuals. Amount in lakhs

Name of the District: UMARIA

Sr. No.	Categories	Yearly Targets under ACP 2025-26	
		Number	Amount
1	PRIORITY SECTOR	64551	52218.83
1A	Agriculture=1A(i)+1A(ii)+1A(iii)	52736	29101.63
1A(i)	Farm Credit	50956	24116.23
	Crop Loans (out of Farm Credit)	31664	14249.40
1A(ii)	Agriculture Infrastructure	125	2550.00
1A(iii)	Ancillary Activities	1655	2435.40
1B	Micro, Small and Medium Enterprises=1B(i)+1B(ii)+1B(iii)+1B(iv)+1B(v)	4547	17417
1B(i)	Micro Enterprises (Manufacturing+Service advances upto Rs. 5 crores)	4428	11951.50
1B(ii)	Small Enterprises (Manufacturing+Service advances upto Rs. 5 crores)	105	4829.00
1B(iii)	Medium Enterprises (Manufacturing+Service advances upto Rs. 10 crores)	6	400.00
1B(iv)	Khadi & Village Industries	0	0.00
1B(v)	Others under MSMEs	8	236.50
1C	Export Credit	0	0.00
1D	Education	155	385.00
1E	Housing	147	668.80
1F	Social Infrastructure	6	100.00
1G	Renewable Energy	25	100.00
1H	Others	6935	4446.40
2	Sub Total=1A+1B+1C+1D+1E+1F+1G+1H	64551	52218.83
3	Loans to Weaker Sections under Priority Sector	26809	29629.60
4	NON-PRIORITY SECTOR	6993	27462.60
4A	Agriculture	0	0.00
4C	Education	3	17.60
4D	Housing	100	844.80
4E	Personal Loans under Non-Priority Sector	1542	5960.90
4F	Others	5348	20639.30
5	Sub-total=4A+4B+4C+4D+4E+4F	6993	27462.6
	TOTAL=2+5	71544	79681.43

sd/-

Lead District Manager

Name: Sewak Ram Sonwani

District Umari (M.P.)

Date: 07/03/2025



Sd-

District collector

Name: Dharnendra Kumar Jain

District Umari (M.P.)

LBS-MIS-I

Statement showing Targets of Annual Credit Plans (ACP) for the FY 2025-26


No. in actuals. Amount in lakhs

Name of the District: VIDISHA


Sr. No.	Categories	Yearly Targets under ACP 2025-26	
		Number	Amount
1	PRIORITY SECTOR	321849	683321.00
1A	Agriculture=1A(i)+1A(ii)+1A(iii)	297347	556720.00
1A(i)	Farm Credit	296015	533393.00
	Crop Loans (out of Farm Credit)	241338	431874.00
1A(ii)	Agriculture Infrastructure	82	1647.00
1A(iii)	Ancillary Activities	1250	21680.00
1B	Micro, Small and Medium Enterprises=1B(i)+1B(ii)+1B(iii)+1B(iv)+1B(v)	13940	105739
1B(i)	Micro Enterprises (Manufacturing+Service advances upto Rs. 5 crores)	13266	70820.00
1B(ii)	Small Enterprises (Manufacturing+Service advances upto Rs. 5 crores)	564	32307.00
1B(iii)	Medium Enterprises (Manufacturing+Service advances upto Rs. 10 crores)	24	1390.00
1B(iv)	Khadi & Village Industries	76	121.00
1B(v)	Others under MSMEs	10	1101.00
1C	Export Credit	0	0.00
1D	Education	520	715.00
1E	Housing	2072	6163.00
1F	Social Infrastructure	100	75.00
1G	Renewable Energy	58	4325.00
1H	Others	7812	9584.00
2	Sub Total=1A+1B+1C+1D+1E+1F+1G+1H	321849	683321
3	Loans to Weaker Sections under Priority Sector	102256	177435.00
4	NON-PRIORITY SECTOR	33535	101897.00
4A	Agriculture	1274	5636.00
4B	Education	44	602.00
4C	Housing	814	8043.00
4D	Personal Loans under Non-Priority Sector	5234	15484.00
4E	Others	26169	72132.00
5	Sub-total=4A+4B+4C+4D+4E+4F	33535	101897
	TOTAL=2+5	355384	785218

अनुमोदन


कलेक्टर, विदिशा


जिला विकास प्रबंधक
नाबार्ड विदिशा


अग्रणी जिला प्रबंधक,
विदिशा



एल.डी.ओ.
भारतीय रिजर्व बैंक, भोपाल

SLBC

Madhya Pradesh

9, Arera Hills, Central Bank of India,
Zonal Office, Bhopal

www.slbcmadhyapradesh.in